

FORECAST!

FORECAST!

FORECAST!

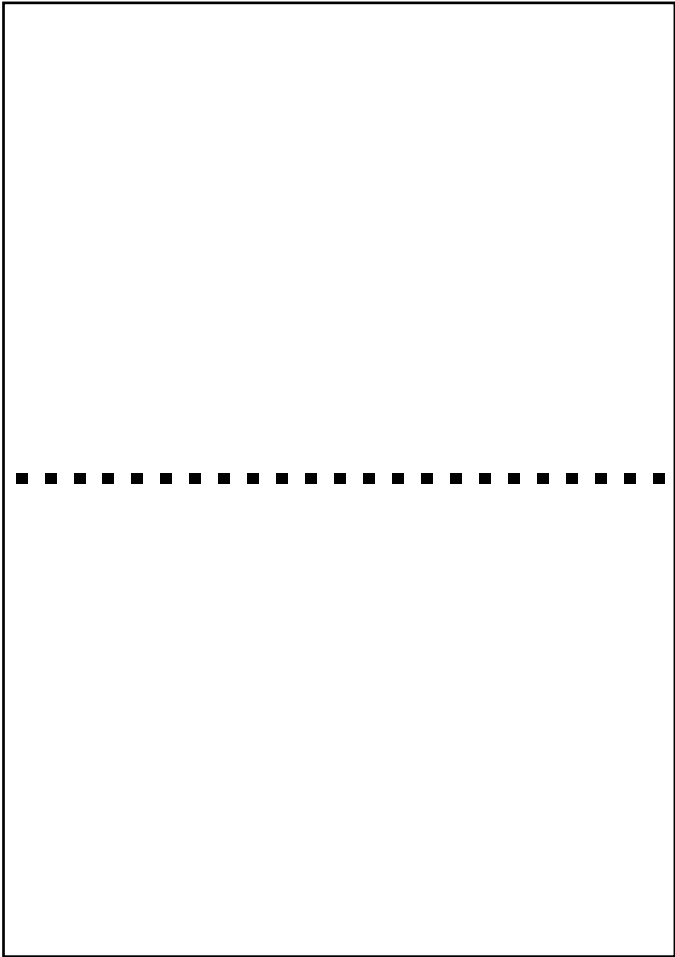
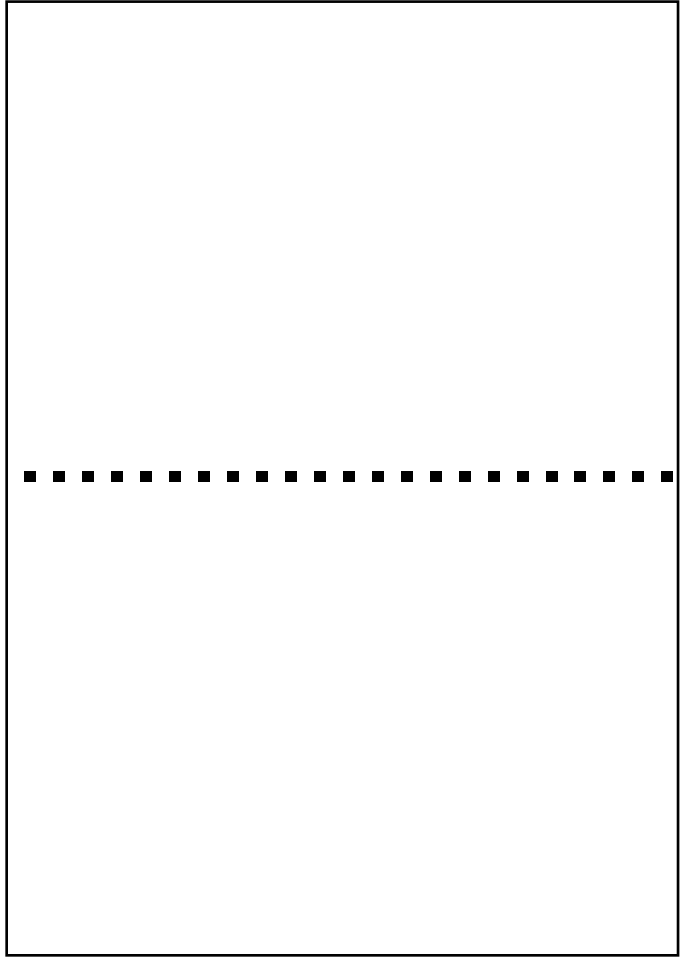
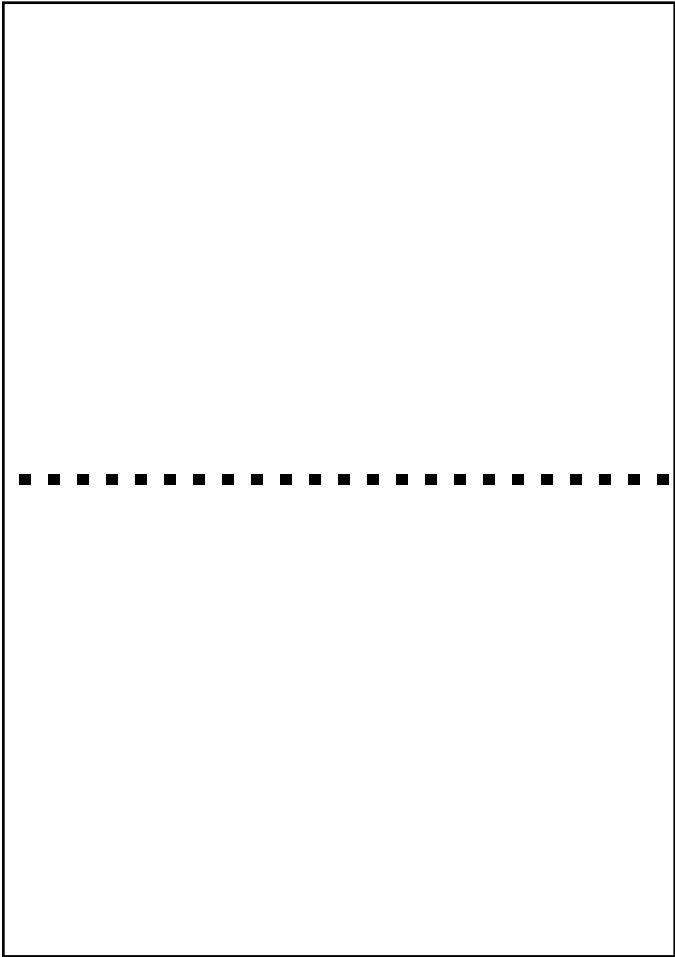
FORECAST!


FORECAST!

FORECAST!

FORECAST!

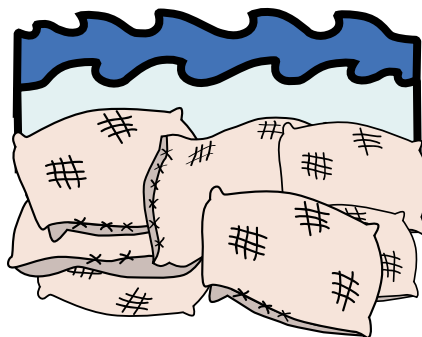
FORECAST!





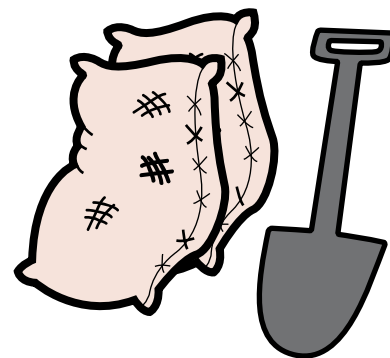
BUILD SHELTER!

Build temporary shelters on highground



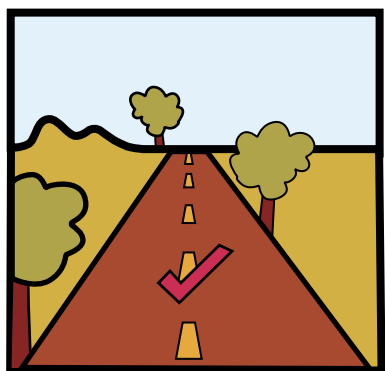
SANDBAGS!

Sandbag the riverbanks



SANDBAGS!

Ensure region center has enough sandbags & shovels




REPAIR ROADS!

Repair / check exit flood structures (roads, routes, etc)



POTS & PANS!

This is a good opportunity to start collecting fresh water!



NEGOTIATE!

Seek funding from international sources.




MONITOR!

Assess what was done in last storm and adjust accordingly




PLAY FUTBOL!

Things seem relatively calm so have fun!



STORE FOOD!

Begin removing food from the granary and store in sacks to be put on high ground



MAKE A PLAN!

Call a village meeting to discuss how to move dwellings and food stores to higher ground



FAMILY!

Stay with relatives for 3 days until storm passes. Pack only essentials.



EVACUATE!

Make sure to evacuate areas that have flooded in the past




COMMUNICATE!

Get cellphones for village elders



PREPARE!

Practice the evacuation route to ensure you know where to meet




COMMUNICATE!

Interrupt television broadcasts to warn people of storms




PREPARE!

Get advance information on increased river flows to downstream communities



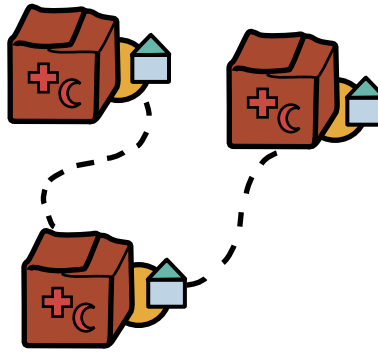
EVACUATE!

Evacuate low-lying areas in the vicinity of rivers and streams



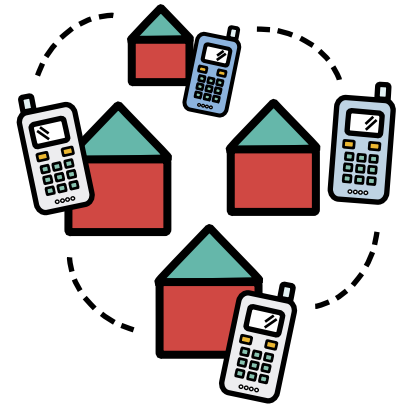
COMMUNICATE!

Talk to Red Cross people to see if the rain is coming




PREPOSITION!

Preposition relief supplies in three strategic locations around the village



COMMUNICATE!

Check that communications are in good working order




TRANSPORT!

Buy an airplane with an oil tank that can support flying for 24 hours in a row




COMMUNICATE!

Check with Red Cross & meteorologists about any potential bad weather




PREPARE!

Move animals to a safe place




COMMUNICATE!

Spread the news of coming storm to other villages




COMMUNICATE!

Distribute hand-cranked radios to people in areas with poor access to electricity




DISTRIBUTE!

Heightened incidences of mosquito-borne diseases
Distribute bed nets & medicine




COMMUNICATE!

Contact local authorities to help with communication about evacuation.




PREPARE!

Store potable water




CLEAN UP!

Make sure that all gutters are cleared of refuse.




MONITOR!

Monitor the river for any change




CHECK SUPPLIES!

Check & re-stock medical supplies




REPAIR!

Mend fishing nets



PLAN!

Inform fishermen & make plan to move fishing vessels to a safe place



SEARCH & RESCUE!

Acquire materials for a search and rescue




PREPARE!

Prepare food, water, and any essentials for two days in case of flooding



COLLECT WATER!

Put containers on the roof to collect rain water.



DIG DITCHES!

Dig drainage ditches to reroute water



TEND TO FIELDS!

Help your neighbor tend to his fields



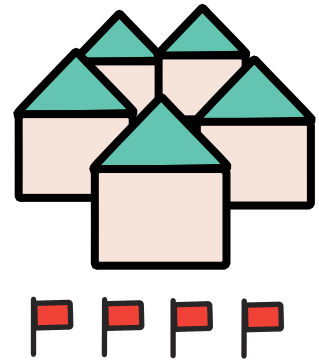
STAY HOME!

Stay at home with my family. I'm confused!




SEEK SHELTER!

Seek shelter in a tree and wait for the flood to end



PREPARE!

Establish evacuation routes to safe shelters



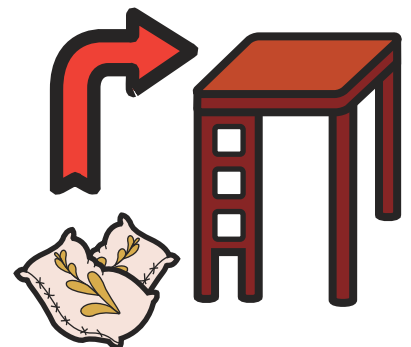
RELAX!

And gossip about the neighbors!




RECOVER!

For recovery, acquire tools and seeds for replanting damaged crops



PREPARE!

Move supplies to higher ground




BUILD!

Fortify building structures




MONITOR!

Check that communications are in good working order




STOCK!

Arrange for adequate stocks of antibiotics for cholera and diphtheria




SHELTER!

Set up substantial amount of shelters




PREPARE!

Swap your chickens for some ducks, as ducks will swim in a flood.



PREPARE!

Move livestock to higher ground



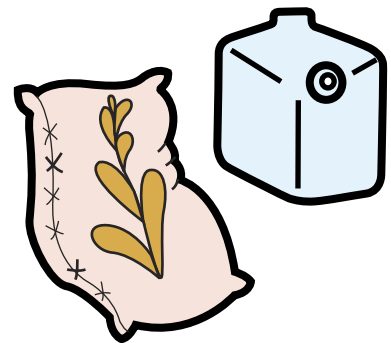
MONITOR!

Identify households at risk.




DIVERSIFY!

Diversify crops.



DISTRIBUTE!

Bring food and water to region.



COMMUNICATE!

Talk to other community members to see if they have heard anything




FORTIFY ROADS!

Fortify roads with gravel.




SUPPORT!

Ask local authorities for financial support




HELP OUT!

Take care of people in the community that may not be able to help themselves



PREPARE!

Train local community in first aid procedures




SHELTER!

Build temporary shelter in designated safe location




EVACUATE!

Move to emergency residence. Pack essentials.




BE ACTIVE!

Create telephone tree to promote communication about climate change




MONITOR!

Check weather again in one week.




TRANSPORT!

Procure trucks from Red Cross to move supplies.




MONITOR!

Check the weather every week to see if there's any change.



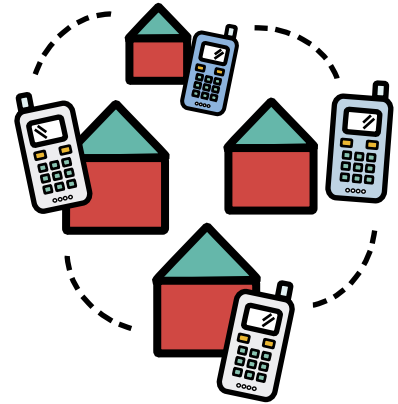
PREPARE!

Anchor your boat and store in a safe location




MONITOR!

Assess children at high risk for malnutrition




COMMUNICATE!

Disseminate warning messages



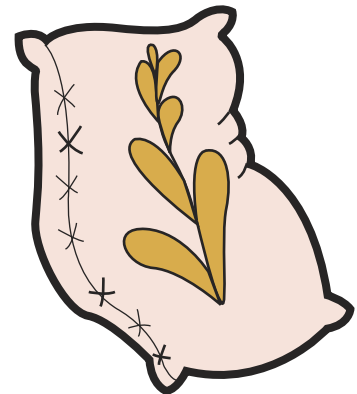
PREPARE!

Fill trucks with gasoline. Fill extra gas cans.



PREPARE!

Lock up all livestock.



BUY FOOD!

Purchase and store grain for future relief supplies

