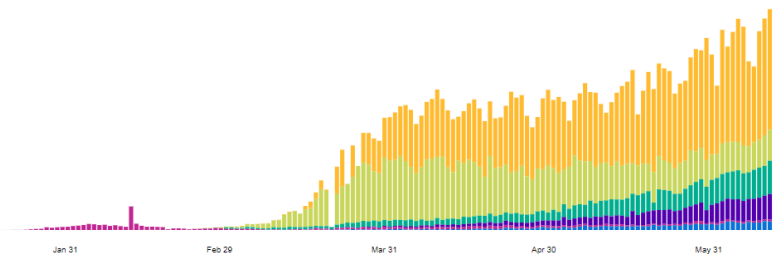
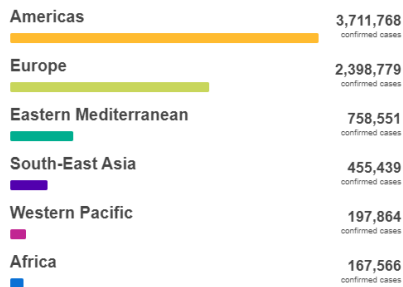


Weekly COVID-19 Update: Epi-week June 7-13th 2020

Over 7.6 million cases confirmed and reported, with over 427,000 deaths reported to date (unofficially over 7.9 million cases and over 434,000 deaths, over 3.4 million active cases and over 4 million recovered). Brazil, the US, Mexico and India are reporting the highest daily increases in deaths.¹

Case Comparison

WHO Regions

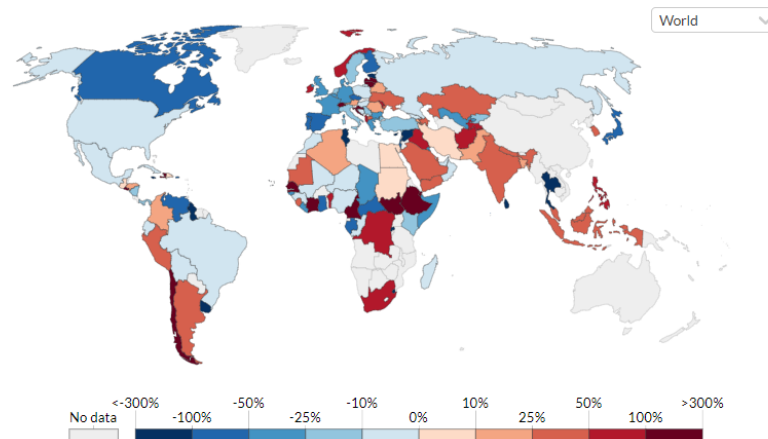


Source: World Health Organization

Week by week change of confirmed COVID-19 deaths, Jun 14, 2020

The weekly growth rate on any given date measures the percentage change in number of confirmed deaths over the last seven days relative to the number in the previous seven days.

Our World in Data



Source: European CDC - Situation Update Worldwide - Last updated 14th June, 11:15 (London time)

CCBY

Weekly update (official) based on locations with highest case increases – last updated: [WHO SitRep #146](#)

Americas Region Country	Daily change in new reported cases (decreasing shown in blue, increasing in red)						
	Sunday 7-June	Monday 8-June	Tuesday 9-June	Wednesday 10-June	Thursday 11-June	Friday 12-June	Saturday 13-June
United States	28 918	17 848	17 536	17 235	20 315	21 745	22 133
Brazil	27 075	18 912	15 654	32 091	32 913	30 412	25 982
Peru	4 358	4 757	3 181	4 040	5 087	5 965	5 961
Chile	6405	4 696	3 913	5 737	5 596	6 754	6 509
Mexico	3 593	3484	2 999	4 199	4 883	4 790	5 222

European Region Country	Daily change in new reported cases (decreasing shown in blue, increasing in red)						
	Sunday 7-June	Monday 8-June	Tuesday 9-June	Wednesday 10-June	Thursday 11-June	Friday 12-June	Saturday 13-June
Russia	8 985	8 595	8 404	8 779	8 987	8 706	8 835
UK	1 326	1 205	1 741	1 003	1 266	1 541	1 425
Spain	240	167	249	314	427	502	396

¹ Official numbers and WHO visualizations available [here](#), WHO Europe Epi Week of May 4th-10th ([WHO Weekly Epi Report](#))

Italy	197	280	283	202	379	163	346
Germany	214	350	318	555	258	348	247
Turkey	914	989	993	922	987	1 195	1 459

Notable daily increases also seen in Belarus.

MENA Region Country	Daily change in new reported cases (decreasing shown in blue, increasing in red)						
	Sunday 7-June	Monday 8-June	Tuesday 9-June	Wednesday 10-June	Thursday 11-June	Friday 12-June	Saturday 13-June
Iran	2 364	2 043	2 095	2 011	2 238	2 369	2 410
Saudi Arabia	3 045	3 369	3 288	3 717	3 733	3 921	3 366
Qatar	1 595	1 368	1 721	1 716	1 476	1 517	1 828
UAE	540	568	528	603	479	513	491
Egypt	1 467	1 365	1 385	1 455	1 442	1 577	1 677

Significant daily increases also notable in Morocco and Iraq, Bahrain, Oman.

Asia Pacific Region Country	Daily change in new reported cases (decreasing shown in blue, increasing in red)						
	Sunday 7-June	Monday 8-June	Tuesday 9-June	Wednesday 10-June	Thursday 11-June	Friday 12-June	Saturday 13-June
India	9 983	9 987	9 985	9 996	10 956	11 458	11 929
Pakistan	4 728	4 646	5 385	5 834	5 985	6 884	6 825
Bangladesh	2 743	2 735	3 171	3 190	3 187	3 471	2 856
Singapore	383	386	218	451	422	463	347
Indonesia	672	847	1 043	1 240	979	1 111	1 014
Philippines	555	579	518	740	443	612	605
Afghanistan	575	305	920	748	656	556	664

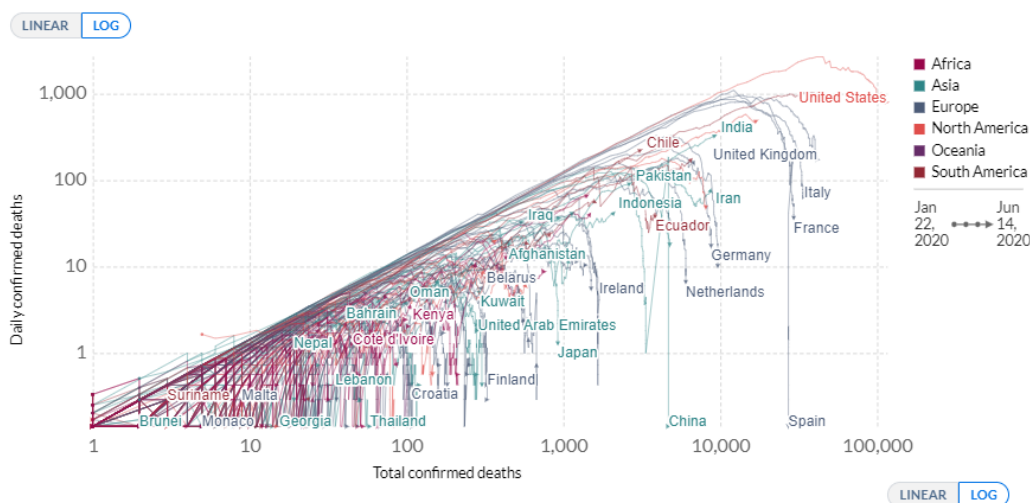
Daily increases very high in Nepal as well

Africa Region Country	Daily change in new reported cases (decreasing shown in blue, increasing in red)						
	Sunday 7-June	Monday 8-June	Tuesday 9-June	Wednesday 10-June	Thursday 11-June	Friday 12-June	Saturday 13-June
South Africa	2 312	2 594	2 112	2 430	3 147	3 359	3 809
Nigeria	253	315	663	409	681	0	627
Ghana	176	272	291	0	157	498	262
Cameroon	261	200	252	369	0	62	0
Senegal	79	102	86	124	119	92	145

Daily vs. total confirmed deaths due to COVID-19

Shown is the 7-day rolling average of confirmed COVID-19 deaths. Limited testing and challenges in the attribution of the cause of death means that the number of confirmed deaths may not be an accurate count of the true number of deaths from COVID-19.

Our World in Data



Source: European CDC - Situation Update Worldwide - Last updated 14th June, 11:15 (London time)

CC BY

News/ Political Context

- Daily confirmed deaths increasing most rapidly in **Ethiopia, Chile, Benin, Guatemala, Iraq, South Sudan, Mauritania, Nepal**.²
- Cases doubling rapidly in **Surinam** (8 days), **Nepal** (9 days), **Iraq** (9 days), **Libya** (9 days), **Mauritania** (10 days), **Ethiopia** (10 days).³
- Over 136,000 new cases were reported to WHO on Sunday the 7th globally, marking the worst global increase thus far in the pandemic
- Global Health cluster continues to provide humanitarian support to 29 countries⁴
- GOARN online consultation on **contact tracing** June 9-11th reviewing innovations, strategies and the Go data platform to examine the practical tools that can be implemented by partners on the ground
 - Emphasis on the difference between contact tracing and proximity applications – that while encouraging use of technology, we must not forget the majority of the most vulnerable may not be reached by this technology and that it is only one piece of the contact tracing work (including follow-up and support)
- 23 **International EMTs** have been deployed to assist most affected areas (primarily Europe and Africa). Over 43 national teams in progress of being classified have been mobilized for surge capacity
 - EMT deployments to Tajikistan from Russia, the UK and Germany
- **Concerns over the use of antibiotics during the COVID-19** pandemic will only increase the trends in antibiotic resistance worldwide.⁵
- **Updated guidance on the use of masks** given emerging evidence
 - Healthcare settings where AGPs are not conducted continuous use of medical mask is required
 - Healthcare settings where AGP are conducted a respirator should be used
 - CHWs should also use a medical mask, cloth masks are not appropriate for medical workers
 - Medical masks suggested for general public when outside the home displaying symptoms and for vulnerable populations (over 60 and underlying conditions)
 - Cloth masks are recommended in areas where close proximity cannot be avoided in public spaces
 - **Switzerland** meeting to re-vote on their mask policy on June 19th given new academic information and to align with neighboring country policies
- Culling continues in **mink farms** across **Netherlands** following infection of COVID-19 found in 10 mink farms
- Switzerland and EEA countries to re-open borders to one another on June 15th
- PAHO and Americas urge the need to prepare for hurricane season during COVID-19
- **Renewed COVID-19 outbreak** in Beijing, **China**, as of June 14th 77 symptomatic cases were confirmed and 46 non-symptomatic cases confirmed through additional screening and testing. The outbreak at this time seems centered around a whole sale market.⁶
- **Truck drivers face risk of increased exposure to COVID-19** as they are stopped and targeted for testing at borders throughout **East Africa**

Recent Research/ Evidence

- Estimates of probability of **detecting infection through PCR testing** for COVID-19 over time. Through nasal swab, patients are more likely to register as negative if past week 4 of symptom onset.⁷

² <https://ourworldindata.org/coronavirus>

³ Reference to ECDC data using <https://ourworldindata.org/coronavirus>

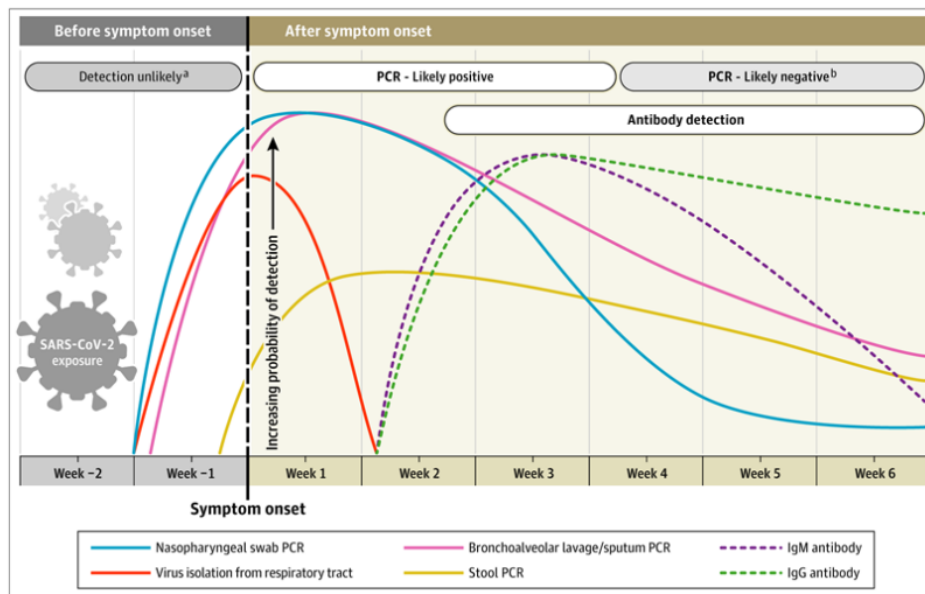
⁴ [GHC](#)

⁵ [Disturbing rates of antibiotic use worldwide \(WHO\)](#)

⁶ [WHO Sit Rep 146](#)

⁷ [JAMA](#). 2020;323(22):2249-2251. doi:10.1001/jama.2020.8259

Figure. Estimated Variation Over Time in Diagnostic Tests for Detection of SARS-CoV-2 Infection Relative to Symptom Onset



- Recent study in Nature by University California Davis showed that across 6 countries (China, South Korea, Italy, Iran, France, and the United States) measures, interventions prevented or delayed on the order of 62 million confirmed cases, corresponding to averting roughly 530 million total infections.⁸
- Study describing 58 hospitalized children with **pediatric inflammatory multisystem syndrome** temporally associated with SARS-CoV-2, symptoms included abdominal pain (53%), rash (52%), 50% developed shock conjunctival injection (45%), 22% met diagnostic criteria of Kawasaki disease, and 14% had coronary artery dilatation or aneurysms.⁹

Clinical Trails

- **Convalescent plasma** transfusion is a potentially efficacious treatment option for patients hospitalized with COVID-19, but may offer greater benefit to non-intubated patients than intubated.¹⁰
- Trial looking at the impact that BCG vaccine in vaccinated and unvaccinated adults in Israel showed no correlation between COVID-19 protection among vaccinated compared to unvaccinated.¹¹

Modeling

- **ICL modeling** using Apple and Google proximity data as a proxy indicator for physical distancing showed that mobility accounted for 85% of the variance in transmissibility across 53 countries examined. Estimates that Spain, Italy and the UK were the only countries in the study to reduce mobility to the extent that would influence a decline in the epidemic, but as much as 20% increase in Spain's mobility may lead to rapid epidemic growth.¹²
- **IHME** estimates that **Brazil likely to reach 165,960 deaths by August** given current epidemic trends in country. **Mexico** noted as having a higher estimated number of cases than tests administered at this time for COVID-19, highlighting the need to drastically increase testing.¹³
- **Projections for the reproductive number and deaths** ([ICL weekly projections](#))

⁸ [Nature 8 June 2020](#)

⁹ [JAMA 8 June 2020](#)

¹⁰ [Pre-print: Convalescent plasma treatment of severe COVID-19: A matched control study. 22 May 2020](#)

¹¹ [JAMA. 2020;323\(22\):2340-2341. doi:10.1001/jama.2020.8189](#)

¹² [ICL Report #26](#)

¹³ [COVID-19 updated estimates IHME 26 May 2020](#)

Humanitarian Impacts

- Health system in **Lybia** under significant strain to respond to COVID-19 as they continue to respond to war and targeted healthcare workers – hotspot noted in the south of the country where support is minimal. Emphasis on the need for **telemedicine**, already use of symptom-checker app has been downloaded 5,000 times.¹⁴
- Tropical storm Armada on top of COVID-19 has created major burden on health care system and communities in **El Salvador** with medical records destroyed and shelters unable to accommodate people with the suggested COVID-19 social distancing measures required.¹⁵
- Increasing humanitarian situation in the **Sahel** poses a risk to COVID-19 response and increased transmission
- Reports of large outbreak in **Yemen**, with many arriving at hospitals far too late into severe symptoms for successful treatment.¹⁶
- Many Venezuelans who had fled to Colombia have been returned to Venezuela where they face internal displacement. The same issue was seen with people who have recently fled South Sudan to Uganda¹⁷
- [Mapping of COVID in Humanitarian settings available here](#)

Guidance Launched or Highlighted This week

- [Medical certification, ICD mortality coding, and reporting mortality associated with COVID-19](#)
- [Considerations on Indigenous Peoples, Afro-Descendants, and Other Ethnic Groups During the COVID-19 Pandemic](#)
- [Rapid Guidance of chest imaging released \(WHO\)](#)
- [Social Science in Humanitarian Health: COVID-19 CONSIDERATIONS FOR HOME AND COMMUNITY-BASED CARE. MAY 2020](#)

Useful Sources

Some additional sources – such as specific journal articles are shared as a foot note and saved to the “Evidence” folder in Teams.

[ALNAP launched COVID-19 response portal](#)

[BMJ COVID-19 resources](#)

[European Centre for Disease Prevention and Control](#)

[Health Map](#)

[Imperial College of London](#)

[ISARIC COVID-19 resources](#)

[Johns Hopkins Center for Health Security and CSSE](#)

[Humanitarian platform for COVID-19](#)

[The Lancet](#)

[LSHTM COVID-19 mapping tool](#)

[New England Journal of Medicine](#)

¹⁴ [New Humanitarian 10 June 2020](#)

¹⁵ [MSF 11 June 2020](#)

¹⁶ [MSF 2 June 2020](#)

¹⁷ [IDMC](#)

[Next Strain \(Phylogeny of SARS-CoV-2\)](#)

[Our world in Data](#)

[ProMed](#)

[WHO](#)

[MobLabs](#)

[MobLabs Domestic and international risk of importing a case](#)

[World Meters](#)