

Japan: Earthquake and Tsunami

24 Month Report
Glide no. EQ-2011-000028-JPN
26 July 2013

**Period covered by this report: 11 March 2011 – 31 March 2013**

We are here for the survivors in every way © Japanese Red Cross Society (JRCS)

The Disaster:

On 11 March 2011 at 02.46 PM, Japan was struck by a magnitude 9.0 earthquake, with the epicentre 130 kilometres from its northeast Pacific coast. The earthquake generated a devastating tsunami with waves estimated to have reached 38 meters. The consequences of the earthquake and tsunami in terms of deaths, injuries, economic and environmental damage were enormous.

As a result of the main earthquake and the ensuing tsunami, three reactors in the Fukushima Daiichi nuclear power plant were severely damaged, resulting in significant radiation emissions. On 12 April 2011, the government declared the crippled Fukushima nuclear plant as a level 7 accident on the International Nuclear and Radiological Event Scale (INES)¹, equivalent to that of the 1986 Chernobyl crisis. Initially, the government created a 20 kilometre exclusion zone around the plant from which the residents were evacuated. Subsequently, on 15 May 2011, authorities began the evacuation of those living within 30 kilometres, as well as those in some sites further out.



The tsunami swept away almost everything and left a huge amount of debris, in Iwate © JRCS



A tsunami-flooded road after the disaster in Miyagi ©JRCS

In the initial weeks and months after the disaster, more than 400,000 people were displaced, taking shelter in schools, public facilities, hotels and homes of relatives and friends. Within six months, some 335,000 people had moved into apartments or prefabricated houses provided or paid for by the government. According to the Reconstruction Agency, an estimated 313,000 people were still displaced and relocated throughout 1,215 municipalities as of March 2013.

As of 11 March 2013, 15,882 people were confirmed dead, of whom 90 per cent drowned in the cold winter waters. 2,668 are still unaccounted for or missing. Apart from the numbers above, the Reconstruction Agency reported that a further 2,688 deaths were classified as disaster-related as of March 2013. In comparison with the other affected prefectures, Fukushima suffered the highest number of deaths i.e. 1,383 lives lost out of the total deaths. Overall, about 70 per cent of the deaths were caused by physical and psychological exhaustion, mainly suffered by elderly residents, due to living in temporary housing or the process of being transferred from one place to another. Also, delayed medical treatment due to the destruction of hospitals accounted for 10 per cent of the deaths. Disaster survivors continue to face difficult living conditions along with the physical, psychological and financial issues resulting from the disaster.

Government Response:

In July 2011, the government formulated a Basic Policy on Reconstruction, estimating the budget for reconstruction for the next ten years at JPY 23 trillion (USD 231 billion²) of which JPY 19 trillion (USD 191 billion) was planned to be allocated within the first five years. In January 2013, the government revised the amount to be spent within the first five years to JPY 25 trillion

¹ "Events are classified at seven levels: Levels 1–3 are 'incidents' and Levels 4–7 'accidents', IAEA, "INES: The International Nuclear and Radiological Event Scale", <http://www-ns.iaea.org/tech-areas/emergency/ines.asp>

² The amounts of the budget in this paragraph are derived from a currency rate on 18 July 2013 (1 USD= JPY 99.45).

(USD 251 billion). The further budget for the latter five years will be keenly scrutinised to be allocated.

In the two years since the disaster, government assistance has included support for disaster survivors and local governments, reconstruction of infrastructure, disposal of tsunami debris, industrial revitalization, promotion of employment and measures to address the aftermath of the nuclear accident. To create a framework for these initiatives, the government set up a Reconstruction Agency almost immediately after the disaster. In response to evolving needs in Fukushima, the government established the Fukushima Bureau of Reconstruction and Revitalization in January 2013 to accelerate the recovery of Fukushima. It also announced a new strategy for evacuees of the nuclear disaster that focuses on decontamination, education, health and psychosocial care for children, support for parental care, and improvement of living conditions.

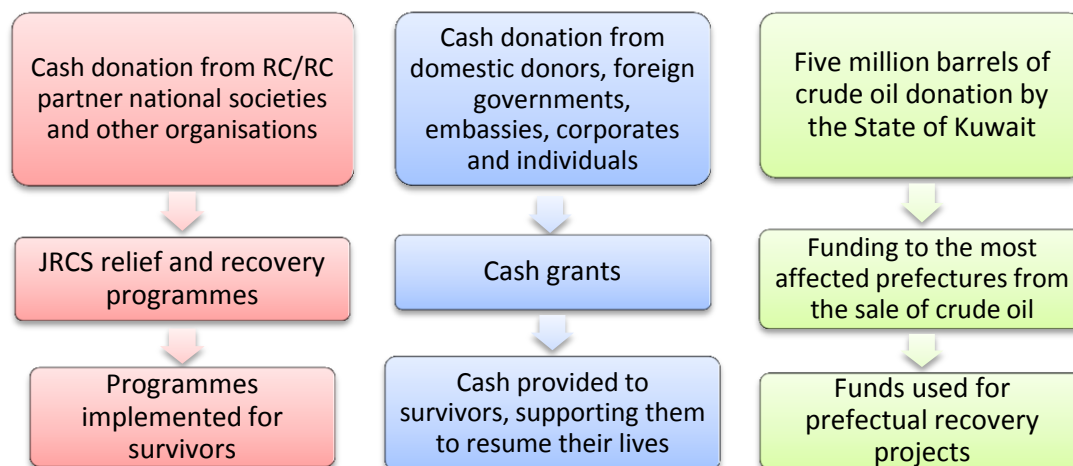
In order to provide adequate support for evacuees, the government enhanced cooperation with Non-Profit Organisations (NPO) and other actors for implementing micro-projects meeting the needs of disaster survivors in the affected prefectures.

According to the Ministry of Environment, 8.6 million ton (51 per cent of the total) of disaster waste and debris in the three affected prefectures has been disposed of by March 2013. Although more than 90 per cent of the land readjustment and transfer for reconstruction of schools has been completed, less than 14 per cent of the land needed for private and public housing has been prepared, according to the Reconstruction Agency.

Since April 2012, authorities have been reclassifying areas of Fukushima prefecture, opening many previously off-limits zones for residents to return temporarily. However, more than 83,000 people remain displaced in other areas.

The Use of Funds:

At an early stage after the disaster, the substantial donations collected by JRCS were split into two categories: 1) Relief and recovery programme, supported mainly from funds donated through partner national societies of the Red Cross and Red Crescent movement internationally, 2) Cash Grant Programme funded through national or international donations made directly to JRCS, that included money from the public, corporate partners, and institutions. In addition, five million barrels of crude oil was offered by the state of Kuwait. The sale of oil was disbursed and sent to the most affected prefectural authorities through JRCS for utilising the funds for prefectural recovery projects. The use of funds describes as below.



This two-yearly report focuses on achievements and progress of JRCS relief and recovery programmes³.

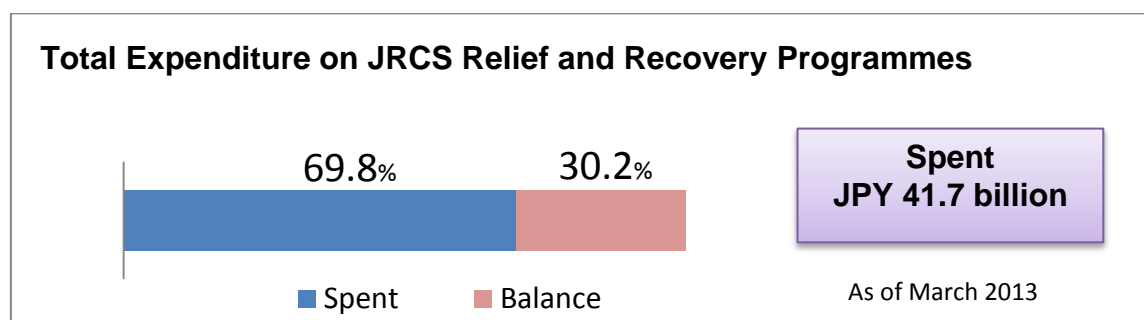
Key Achievements in Relief and Recovery:

• Background of JRCS relief and recovery programmes

The JRCS relief and recovery programme for Great East Japan Earthquake and Tsunami (GEJET) consists of eight areas of intervention:

- Emergency Relief
- Health Infrastructure and Care
- Assistance for those Affected by Nuclear Power Plant Accident
- Improving the Living Conditions of Affected People
- Social Welfare Support
- Children's Education Support
- Community Based Disaster Preparedness
- Capacity Building of JRCS National Disaster Preparedness

The Plan of Action (PoA)⁴ and budget funded from international donations were approved at the first Partner National Societies' (PNS) meeting on 9 May 2011. The revised PoA and budget were presented at a monitoring meeting on 31 October 2011 and later approved at the second PNS meeting on 18 May 2012. The budget of the programme stands at JPY 59.7 billion of which 69.8 per cent had been spent as of March 2013.



The details of JRCS achievements in each area are introduced hereafter⁵

³ Please see the details of cash grants and support from the state of Kuwait on page 15-16.

⁴ Please see the details of PoA on page 17.

⁵ Expenditures on eight areas on following pages are calculated as of March 2013.

- **Emergency Relief**

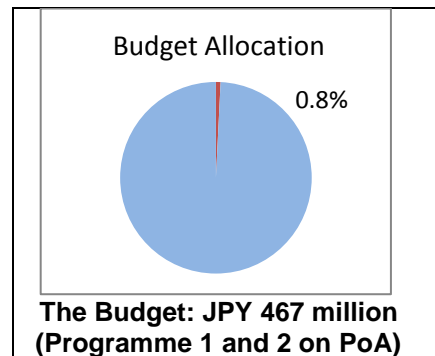
In accordance with its mandate under the National Disaster Relief Act, JRCS provided medical relief and psychological care and distributed relief goods to survivors.

JRCS deployed a total of 896 medical teams to the affected prefectures, where it set up operations centres. The JRCS network of 92 Red Cross hospitals provided sites to receive patients and to launch mobile health teams, domestic Emergency Response Units (dERU) and Disaster Medical Assistance Teams (DMAT). Trained staff provided psycho-social support within the evacuation centres, with a total of 295 teams deployed.

In the coastal area of Tohoku, hundreds of hospitals and medical clinics were destroyed and damaged. Due to the critical shortage of medical facilities in the Ishinomaki area, doctors and nurses were sent to reinforce Ishinomaki Red Cross Hospital, the only hospital that survived in the surrounding region. In Fukushima, JRCS deployed medical radiation specialists from Hiroshima and Nagasaki Red Cross Hospitals to carry out medical check-ups and promote basic knowledge of the radiation threat to health among evacuees, volunteers and media.

Soon after the disaster, JRCS distributed relief items, such as blankets, emergency kits, sleeping sets to the survivors in evacuation centres. JRCS national headquarters (NHQ) coordinated with Chapters in areas not severely damaged for extra supplies to the affected areas and procured some of the relief items in the local area itself in order to avoid any shortage and ensure their quickest distribution to the survivors. In response to the critical needs in the field, JRCS also distributed food and non-food items, which it does not normally stock. It accepted a limited amount of in-kind donations, which were offered by foreign countries, selecting only the most appropriate items because it was envisaged the needs would change quite fast.

JRCS relief activities were closed in September 2011, as the operation moved forward into the recovery phase.



Medical teams deployed	896 teams
Psychosocial support teams deployed	295 teams
Essential goods provided to operate evacuation centres	1,257 items
Patients treated in the most affected prefectures	87,445 people
Blankets distributed	132,510 pieces
Emergency kits distributed	30,972 kits
Sleeping sets distributed	13,500 sets



Air ambulance brings a patient into Ishinomaki Red Cross Hospital ©JRCS



JRCS staff distribute an emergency kit to an evacuated family ©JRCS

Expenditure on Emergency Relief



**Spent
JPY 455 million**

As of March 2013

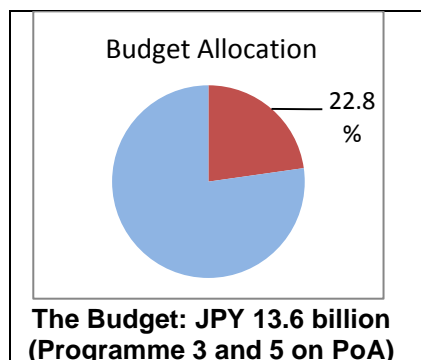
- **Health Infrastructure and Care**

As an integral part of its response to the disaster, JRCS has supported provision of medical services for vulnerable people through projects focused on health care and rehabilitation of health infrastructure.

Due to the repeated moves and changes in living conditions caused by the disaster, the elderly have become physically vulnerable. Pneumonia is the fourth-commonest cause of death for the elderly in Japan and physical vulnerability results in the elderly becoming easily infected. Hence, pneumonia vaccination for the elderly over seventy years of age has been a priority for JRCS, with a total of 437,856 people vaccinated in the worst-affected prefectures.

With many clinics, hospitals and social welfare centres destroyed in the disaster, patients were concentrated into surviving hospitals such as Ishinomaki Red Cross Hospital. The destruction made it difficult to provide medical services to the survivors, especially in the coastal area of Miyagi prefecture. Three temporary facilities were built between December 2011 and April 2012 to help ease the overcrowding. In terms of the rehabilitation of permanent medical facilities, the construction of Onagawa Community Medical Centre and Motoyoshi Hospital has been completed and these two facilities together can serve more than 105,000 in-patients and out-patients annually.

A further two facilities, Shizugawa permanent public hospital and social welfare care centre, to be located in the same compound, will be reconstructed. The design concept of the facilities has been discussed in depth with municipal authorities, local residents and experts. The new hospital will be resilient to withstand future disasters with earthquake-resistant structures and emergency water and power systems. The new social welfare centre will provide comprehensive social welfare services including support for child rearing, individual and maternal health promotion and management, nursing care, support for physically challenged persons and volunteer activities. Construction is due to start in February 2014. Also, a Red Cross nursing school and an emergency training centre will be reconstructed and an extension of the emergency centre at Ishinomaki Red Cross Hospital will be built to strengthen the emergency medical capacity.



Pneumonia vaccination for elderly	437,856 people
Provision of air purifiers	4 machines
Constructed health facilities	5 facilities
Construction of health facilities ongoing	3 facilities



An Elderly woman received vaccination for pneumonia prevention ©JRCS



Onagawa Community Medical Centre fully reborn in April 2012 ©JRCS

Expenditure on Health Infrastructure and Care



Spent
JPY 7 billion

As of March 2013

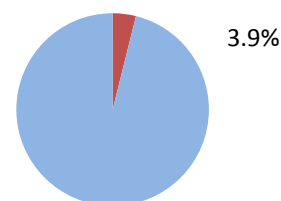
- **Assistance for those Affected by Nuclear Power Plant Accident**

JRCS support following the Fukushima nuclear accident covers three main areas: provision of machines or equipment, establishment of a Nuclear Disaster Information Centre and sharing of knowledge for nuclear disaster preparedness.

JRCS provided a Whole Body Counter (WBC) and two Thyroid Grand Monitors (TGM) to Fukushima Red Cross Hospital in March 2012. Along with the local authorities and Fukushima Medical University Hospital (FMUH), the Red Cross hospital plays a key role in monitoring survivors' exposure to radiation. Seven additional WBCs are due to be provided to municipalities during May and July 2013. In addition, 106 food radiation measuring instruments for municipalities and 73 items of medical equipment for FMUH have already been provided.

In May 2012, JRCS and IFRC convened a meeting of a Red Cross Red Crescent working group for nuclear disaster preparedness. Following on from this, JRCS decided to develop a Nuclear Disaster Information Centre, with three additional staff, in which JRCS will create archive systems to save and share information and data on nuclear disasters with a linkage to the National Diet Library. The unit will collaborate with an expert on nuclear disaster preparedness at the IFRC Secretariat in Geneva. Furthermore, JRCS has agreed to cooperate with Hiroshima University on a project for promoting knowledge about recovery from radiation after nuclear disasters. JRCS Hiroshima Chapter and National Headquarters (NHQ) currently share information and cultivate personnel exchanges in this field of study with them. The overall objectives of the Nuclear Disaster Preparedness Project are to advocate policies, to formulate JRCS guidelines for nuclear disaster response, and to promote nuclear disaster preparedness around the world.

Budget Allocation



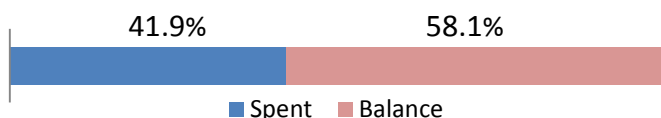
**The Budget: JPY 2.3 billion
(Programme 4 on PoA)**

WBC provided	1 machine
Additional WBC provision to municipalities	7 machines
TGM Provided	2 machines
Medical equipment provided	73 items
Provision of food radiation measuring equipment	106 pieces
Nuclear Disaster Information Plaza	1 facility will be set up



Keen discussions took place among the national societies during the National Society Consultation Meeting on Nuclear Disaster Preparedness ©JRCS

Expenditure : Assistance for those Affected by Nuclear Power Plant Accident



Spent
JPY 975 million

As of March 2013

- **Improving the Living Conditions of Affected People**

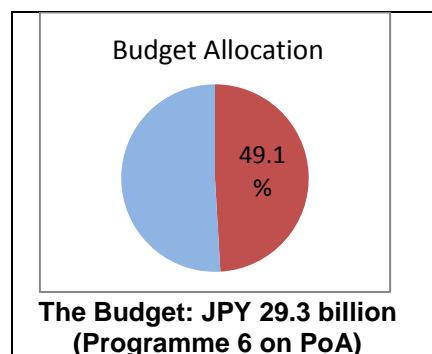
From its initial focus on providing domestic appliances for displaced families, the programme's emphasis has gradually shifted to psychosocial support and care, often for the elderly, through building a sense of community.

The programme began with a huge operation to distribute sets of household appliances to evacuee families. Each set comprised of six electrical appliances⁷. It was launched in an early stage after the disaster and its budget, JPY 26.8 billion, amounted to almost 45 per cent of the total operation. Initially this project, enabled by the enormous and generous financial support from all over the world, was expected to complete in March 2012. However, in light of the timeframe and the revised eligibility criteria influenced by government policy and in response to the evolving needs of the affected people, JRCS extended it. It should be noted that many of the people who were affected by radiation from the damaged nuclear power plant in Fukushima continued to move on often dividing family members. The distribution to evacuees covered areas all over Japan from Hokkaido to Okinawa. Closing such a large scale operation was a real challenge for JRCS during which many useful lessons were learned on setting an appropriate exit strategy amid continuing population movement and changing needs.

Amid a high demand from the displaced population, diverse types of psychosocial support are on-going including Nordic style walking, health and social classes, soup kitchens, tea parties, relaxation and entertainment for children. Also, home visits/telephone counselling and mobile dental care services are being provided. As a result of prolonged displacement and difficult living conditions, evacuees are still suffering from stress, often with adverse physical health effects such as weight gain. These adverse effects are noticeable among a wide age-range.

To counter-act the lack of mobility caused by cramped living area, community bus services for displaced persons to visit neighbouring places, such as municipalities, hospitals and shopping areas were provided in Miyagi and Fukushima. The project completed in March 2013 and was smoothly handed over to municipalities/public bus service operators.

Significant progress has been made towards construction of facilities. A community centre in Kawauchi, Fukushima, was completed in November 2011. Also a construction of psychosocial support centre for children and youth in Iwate will be completed in May 2013. The needs for psychological support to children and youth with psychosomatic



Electric household appliances sets distributed	133,183 sets
Summer amenity provided	202,546 kits
Winter amenity items distributed	137,438 items
Community bus operations supported	2 routes
Medical information reassurance kits ⁶ provided	57,720 sets
Furniture and electric appliances for evacuation centres and community centres provided	38,005 items
Psychosocial care and health & social classes held	5,971 participants
Nordic style walking	1,419 participants
Home visits in Fukushima conducted	1,232 people
Items for mobile dental care services distributed	11 sets of equipment and 5 vehicles
Facilities for psychosocial care and community constructed	2 facilities (1 facility completed)
Expected beneficiaries of public housing and community centres	730 households (tentative)

⁶ Reassurance (Anshin) kit" enables an individual to leave information for his/her family doctor regarding chronic diseases, emergency contacts, health insurance, patient's registration card, pharmaceutical memo and the recipient's photo for possible medical emergencies.


⁷ It is comprised of a washing machine, a refrigerator, a TV, a rice-cooker, a microwave oven and an electric water heater.

symptoms/disease and incidences of absenteeism from school has been increased after the disaster. Medication and professional counselling should be required for such children and youth. The Iwate facility will successfully address these needs.

Public housing for evacuees and community centres in Otsuchi, Iwate are under construction. JRCS is supporting the building and rental of inexpensive houses for those who cannot afford to rebuild their own houses and still live in temporary housing. These public housing complexes will be built in phases, of which the first few will be completed during summer to autumn in 2013.



Expenditure for Improving the Living Conditions of Affected People

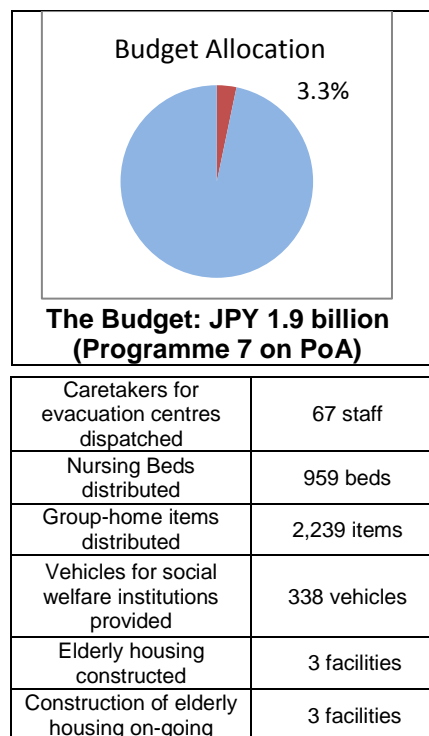


• Social Welfare Support

Soon after the disaster, JRCS deployed 67 staff to evacuation centres in the affected prefectures to provide psychological care, meals, baths and other necessary assistance to the elderly. This programme gradually shifted to support social welfare institutions including provision of items, and construction of elderly housing.

JRCS supplied basic items to social welfare institutions, which were in the frontline of providing critical services to the most vulnerable elderly population. The disaster destroyed many social welfare facilities such as elderly care homes, swept their vehicles and equipment away and placed enormous strain on their capacities. In Fukushima, many institutions were no longer able to function and had to relocate to a different place due to the entry restrictions in the radiation-affected areas. JRCS donated vehicles, furniture, fixtures, and nursing beds to hundreds of social welfare institutions to help them restart their services to benefit elderly and physically challenged persons.

Construction of housing for the elderly is a critical need. These facilities, some of which are already completed,



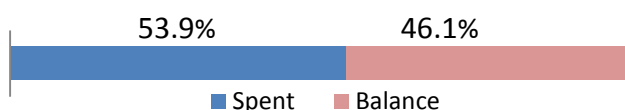
aim to provide permanent housing for elderly survivors who lost their homes. The design has community rooms or common laundry spaces to prevent isolation amongst residents. By March 2013, three such housing projects were completed and residents had started moving into their new homes.

JRCS is also supporting the rebuilding of a social welfare centre in Kesennuma, Miyagi which will have multiple functions as a community support centre for parents, elderly and physically challenged persons. It will also serve as the first meeting-point for social workers in case of an emergency. The details of its construction plan are currently being developed.



The first public housing built under recovery support project in Soma, Fukushima © JRCS

Expenditure on Social Welfare Support



Spent
JPY 1 billion

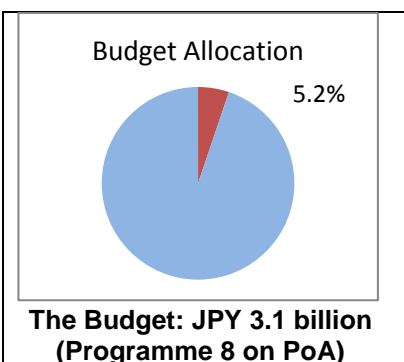
As of March 2013

• Children's Education Support

Children's education support programmes cover three areas, such as events involving learning and play opportunities, provision of items or equipment, and establishment of facilities.

The summer camp project, which takes children from the disaster-hit prefectures to the beautiful natural surroundings of Hokkaido, is the largest project within this programme. The camp aims to provide children with time and space to recover from the after-effects of the disaster and create opportunities for them to learn from one another. In 2012, 3,451 children participated in a series of 11 camp sessions that JRCS held. These camps were highly appreciated by the children and their parents. 951 volunteers were mobilized for organizing these camps from Red Cross (including JRCS staff members and volunteers), private sector stakeholders, teachers, nurses, clinical psychotherapists and travel agency staff who gave positive feedback on this project. JRCS is currently working on the preparation of 2013 summer camp project.

Another significant initiative is the mobile indoor-playground project, Smile Park in Fukushima. It provides a space where parents can let their children play freely without being anxious about radiation. It started in February 2012 and was intended to be a short-term measure. However, children and parents in Fukushima have had a compelling need for indoor playgrounds, therefore JRCS Fukushima Chapter determined to continue this project. In 2012, seven sessions of Smile park were held with 40,890 participants. Further sessions will be held from July 2013. Social and educational events support is also on-going to bring learning/stress relieving



School kitchen items provided	8,933 items
School buses donated	18 buses
School bus operations supported	14 operations
School clinic items provided	1,799 items
Training outfits for children distributed	3,655 items
Participants of smile parks 2012	40,890 people, including parents
Summer camps (2012) held	3,451 children 951 support staff
Electric blackboards provided	16 boards
Event support for schools	2,802 students
Educational Facilities constructed	5 facilities
Nursery schools and after-class centres on-going	4 facilities

opportunities for children.

JRCS support to schools has been a crucial element of overall support to children affected by the disaster. Many schools were destroyed or forced to relocate by the triple disaster. Numerous items such as school kitchen equipment, school buses, clinic items, training outfits, electric blackboards, flashlights have been provided to schools in the most affected prefectures. The items, totaling about JPY 726 million in value, help children to resume their school lives. Further support for education sector includes construction of prefabricated gymnasiums, nursery schools, after-class centres, and a multi-function kindergarten facility. By March 2012, six facilities were constructed. Currently, construction of three more facilities is underway.



Expenditure on Children's Education Support



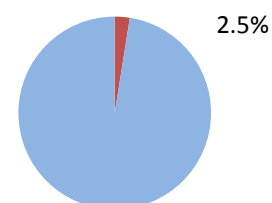
Spent
JPY 1.8 billion

As of March 2013

• Community Based Disaster Preparedness

JRCS launched this programme to help municipalities in the affected areas to strengthen their disaster preparedness. In Japan, most municipalities have storage warehouses containing items for disaster preparedness but due to the disaster many of these were either washed away, damaged or already used up in evacuation centres. As a consequence, disaster survivors faced several issues in evacuation centres such as lack of toilet facilities, frequent blackouts and inadequate privacy. JRCS decided to provide storage and disaster preparedness materials to 26 municipalities in the most affected prefectures. The items distributed are mainly generators, cord reels, floodlights, lanterns, mobile toilet sets and partitions. The distribution plan was completed in March and storage and items will be provided from April 2013.

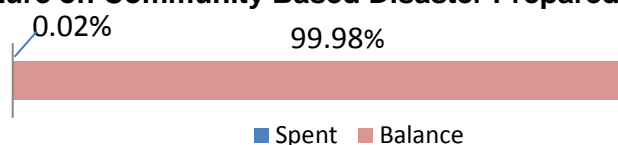
Budget Allocation



**The Budget: JPY 1.5 billion
(Programme 9 on PoA)**

Storage and items	432 sets
Secondary batteries	89 batteries
Water purifiers	62 items

Expenditure on Community Based Disaster Preparedness

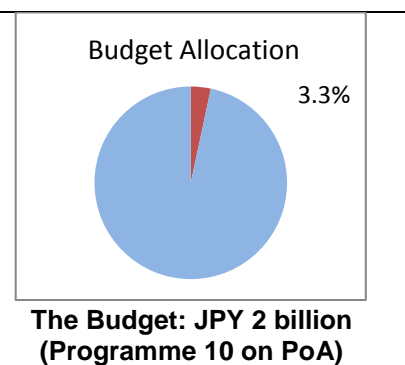


Spent
JPY 355,000

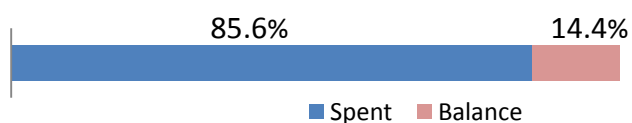
As pf March 2013

- **Capacity Building of JRCS National Disaster Preparedness**

With its important role as a designated organisation for disaster response under the National Disaster Relief Act, JRCS is working systematically to strengthen its capacity to respond more effectively to future emergencies. JRCS is now working to procure items for future disaster response. These include large-size tents for aid stations, communication command cars for emergency use, satellite phones, doctors' cars, cooling/heating systems for aid stations, cars for pharmaceutical storage, portable ultrasound diagnostic devices, trucks for emergency relief goods delivery, and prefabricated operation centres for rapid deployment. Tents for aid stations, communication command vehicles and ambulances have been distributed to JRCS Chapters by March 2013. Further procurement of operational vehicles is on-going and medical packs are planned to be distributed to the Chapters.



Expenditure on Capacity Building of JRCS National Disaster Preparedness



Spent
JPY 1.7 billion

As of March 2013

Coordination and Partnerships:

Although JRCS did not issue an international appeal for aid, the disaster brought generous donations from all over the world. With the support of Red Cross Red Crescent national societies and other partners, JRCS organised the first PNS meeting on 9 May 2011 to present PoA for JRCS relief and recovery programmes. The PoA was approved and finalised at JPY 30 billion. The revised PoA, with a budget of JPY 53 billion, was presented at a monitoring meeting on 31 October, 2011 and later approved at the second PNS meeting on 18 May 2012. Currently, the budget of the programme stands at JPY 59.7 billion.

Since the disaster, JRCS received nearly 40 visits by international donors including a few field research visits by related organisations who had a first-hand information on the affected areas and JRCS projects. JRCS staff members were invited to join and share the experience and lessons in symposia or workshops in other countries, such as the Netherlands, the U.S., Switzerland, Canada, Australia, and the Republic of Korea.

Operational Gaps, Challenges and Constraints

GEJET relief and recovery operations provided many challenges and lessons to JRCS. The disaster itself and the huge amount of donations to JRCS far exceeded the scope of anything anticipated. Historically, JRCS has had mainly two roles in large scale national disasters: first to raise funds from the public for distribution as cash grants to disaster survivors, and second to mobilise medical teams. Operating in areas well beyond its previous experience, JRCS has put in great efforts and has faced significant challenges in contributing to the recovery. The scale of the recovery programme is enormous and the gaps in the coordination process undoubtedly need to be better addressed in future. Following the rapid increase in funds, the number of projects have been increased and become more diversified with the total number of projects reaching 56 by March 2013.

JRCS and IFRC jointly commissioned an evaluation, which focused on the emergency phase activities⁸. Another evaluation, focusing on JRCS relief and recovery programmes of Financial Year (FY) 2011, was carried out by Japan Research Institute Limited (JRI)⁹. These evaluations gave recommendations to JRCS such as strengthening external relations with other stakeholders in disaster response/recovery, organisational capacity building for future disaster response, contingency planning, the clarification of domestic roles among stakeholders in recovery phase, developing strategies for nuclear disaster response, providing adequate training for humanitarian policies and standards (e.g. Sphere) and strengthening communication and media coverage of the activities and funding sources. JRCS is already taking steps towards the recommended actions such as formulating guidelines for nuclear disaster response, building better capacity within JRCS, and strengthening the media interactions and communications. An additional evaluation research on the recovery phase, commissioned by JRCS/IFRC has been completed and the report is being drafted for release in 2013.

Communication, Media and Public Information:

Since the disaster, JRCS Public Relations (PR) Department has been actively engaged in providing information both in relief and recovery phases.

⁸ First evaluation report is available on the website:

http://ifrc.org/docs/Evaluations/Evaluations%202012/AsiaPacific/JPTsunamiEarthquake12_report.pdf

⁹ Summary report of evaluation by JRI is available on the web site

http://www.jrc.or.jp/vcms_lf/daisansha_hyouka.eng.pdf

During the emergency phase, JRCS PR department focused on information dissemination domestically and internationally about the situation in the affected areas and JRCS relief efforts. This was done with support from the IFRC communication teams, especially from Asia Pacific zone office and East Asia regional office. Volunteers and staff of the ICRC Tokyo office were also mobilised to enhance the organisation's efforts to respond to domestic and foreign media needs.

In the intervening two years, to mark major anniversary and milestone events, JRCS issued six mini-documentary films, many video news and a continuous flow of stories for the websites of JRCS and IFRC. These materials were also shared with partner societies, media outlets and embassies to both provide on-going general information and to thank people worldwide who had supported Japan. To reach a wider audience during this period the PR department launched a dedicated English website¹⁰ providing continuous coverage of JRCS activities in response to the disaster. It also created a custom YouTube video channel and a dedicated Facebook page.

As the situation moved from crisis to the recovery phase, JRCS PR department issued a series of press releases, highlighting JRCS achievements in the recovery process and the personal stories of survivors. It supplemented this effort with a series of advertisements in major local and national newspapers, that were published several times.

Public reactions during the two years after the disaster showed that JRCS did not explain clearly enough the different pathways of the donations for cash grant programmes and recovery programmes to the public. This led at times to erroneous criticism alleging that JRCS had deducted administration fees from good-will donations, which the PR Department helped to address.

An independent evaluation by the Japan Research Institute Limited (JRI) noted that general Red Cross recovery efforts were widely recognised by the general public, particularly in comparison to other humanitarian organisations. However, specific information on recovery projects and financial sources was not so widely known or understood.

The efforts of the last two years have brought many lessons for JRCS on ways to reinforce its communications, publicity and information sharing about recovery efforts, both to the public and other stakeholders.

Audit Report of Financial Year of 2012:

Ernst and Young ShinNihon LLC completed an audit of the GEJET international donations received in FY 2012¹¹ in accordance with international standards on auditing. The purpose of this audit report is to highlight importance given by JRCS to transparency and accountability to its donors. JRCS will continuously keep up this standard for the use of international donations.

The report is available on the website below:

http://www.jrc.or.jp/vcms_lf/2012_kyuenkin_auditors_report.pdf

¹⁰ JRCS English website on GEJET is available on <http://www.jrc.or.jp/eq-japan2011/>

¹¹ In Japan, the financial year starts on 1 April and ends on 31 March.

Cash Grants:

According to the national disaster management plan of Japan, all funds raised by JRCS from the public in Japan are distributed as cash grants to the people who have been affected by a national disaster. As the damage and human loss from the disaster extended to 15 prefectures, a Central Grant Disbursement Committee was established to determine fair allocation of the funds collected by the JRCS and the other designated fundraising organisations. JRCS has transferred funds to 15 prefectures based on the decisions by the Central Committee. Each prefecture has established a prefectural level Grant Disbursement Committee that sets criteria for eligible recipients. It also decides the amounts to be distributed by the municipality authorities who are in turn responsible for identifying individual beneficiaries and distributing the cash grants.

The total funding for cash grants includes the funds donated directly to JRCS from foreign countries, embassies and private entities and individuals. Recent statistics show that cash donations from foreign countries amount to JPY 22.3 billion. JRCS has extended the period for accepting donations by the public for cash grants until 31 March 2014.

Donations and their Distribution	JPY	USD
Donations received by JRCS ¹²	326,3 billion (11 April 2013)	Approx. 3,31 billion
Total funds transferred to 15 affected prefectures from JRCS, the Central Community Chest of Japan ¹³ and NHK ¹⁴	Approx. 360,3 billion. (28 February 2013)	Approx. 3,65 billion
Total funds transferred to affected municipalities from 15 prefectures	Approx. 353.9 billion (28 February 2013)	Approx. 3,59 billion
Distributed to beneficiaries	Approx. 339.8 billion (28 February 2013)	Approx. 3,45 billion

Support from the State of Kuwait:

Five million barrels of crude oil with a value of JPY 40 billion (USD 520 million) was donated by the State of Kuwait. The Ministry of Economy, Trade and Industry appointed JRCS as recipient agency and requested the national society to disburse the funds from the sale of the oil. JRCS chapters in Iwate, Miyagi and Fukushima have facilitated the establishment of an independent panel composed of members from the local prefecture and municipality authorities, media, banks and enterprises. These panels provide the prefectures with advice on the use of the funds. In January 2012, the following amounts were transferred: JPY 8.4 billion to Iwate, JPY 16.2 billion to Miyagi, and JPY 15.5 billion to Fukushima. The prefectures will report to JRCS on the use of the funds every six months. The funds have been allocated in the following way:



¹² Collected from national and international donor sources, excluding the funds donated by partner national societies

¹³ <http://www.akaihan.or.jp/english/index.html>, "CCCJ acts as a national coordinating body for local Community Chests. Local affiliate offices are managed by individual and autonomous Board of Directors. Each of the 47 prefectural Community Chests have set up district offices in large cities and chapter offices in smaller municipalities within the prefecture to act as implementing bodies for the movement. District and chapter offices nationwide, implement fundraising activities, organise and train volunteers, conduct public relations, and survey the financial needs providing welfare services."

¹⁴ National TV company

Iwate:

- Recovery of the regions along Sanriku Railways¹⁵ and the recovery of the train cars and stations
- Rehabilitation of disaster survivors
- Restoration of private schools
- Recovery of traditional local performing arts
- Support for fish farming of salmon and trout in order to stabilize and expand fisheries
- Financial Support for the restoration of small to medium-size businesses

Miyagi:

- Maintenance of prefabricated housing
- Rehabilitation of homes through support of mortgage interest
- Revitalization of fish farming
- Restoration of utilities for small to medium-size business
- Resumption of local commerce
- Revitalization of tourist destination facilities

Fukushima:

- Preservation of designated cultural property
- Restoration of local cultural heritage
- Restoration of historical architecture
- Supplement the purchase of vehicles
- Rehabilitation of homes through support of mortgage interest
- Maintenance of prefabricated housing
- Support for the farmers whose business is suspended due to evacuation
- Restoration and recovery of utilities for small to medium-size business
- Support for Fukushima industries
- Funding support for small to medium-size business

Notification: Closure of the International Donation for the Relief and Recovery Operations

JRCS would like to announce that all the international donation for Great East Japan Earthquake and Tsunami received after 30 September 2013 will be used for the cash grant programme as JRCS relief and recovery operations are winding down.
JRCS appreciates your understanding.

¹⁵ A 107.6 km railway built in 1984 as a first joint public-private venture project in Japan. The construction of the railway had long been sought by the local population as a viable path to travel along a mountainous coastline. The reconstruction of Sanriku Railway will be of great benefit not only to the people of Tohoku but also to the nation as a symbol of recovery.

JRCS Relief and Recovery Programme Plan of Action (PoA) :

In the spirit of solidarity, sister national societies and the IFRC have consistently been providing strong support to JRCS and many projects are being implemented based on the relief and recovery PoA¹⁶ supported by them. In close collaboration with the relevant municipalities and prefectures, JRCS is currently working on the budget shown below. The projects have been carefully selected based on assessments and consultation with the municipalities and prefectures in the affected areas.

Program		Project	Unit: JPY 1,000 Budget:
1. Distribution of Emergency Relief Supplies	1-(1)	Purchase and Replenishment of Emergency Relief Supplies	464,237
2. Emergency medical services and PSP	2-(1)	Medical and PSP assistance (*)	2,987
3. Regional Healthcare Support	3-(1)	Pneumonia vaccination for the elderly (*)	3,619,420
	3-(2)	Provision of Air Purifiers	580
4. Assistance for nuclear power plant disaster victims	4-(1)	Whole Body Counter and thyroid gland monitoring	1,105,997
	4-(2)	Nuclear Disaster Preparedness Project	1,000,032
	4-(3)	Provision of food radiation measuring equipment (*)	222,626
5. Rehabilitation of health infrastructure	5-(1)	Construction of a temporary night-time emergency medical centre (Ishinomaki)	108,894
	5-(2)	Construction of a temporary hospital for secondary medical care (Ishinomaki) (*)	715,160
	5-(3)	Construction of a temporary hospitals as a secondary medical care (Minamisanriku) (*)	600,126
	5-(4)	Strengthening the disaster/emergency medical capacity of Ishinomaki RC Hospital and reconstruction of RC nursing school and emergency health training centre (Ishinomaki)	4,300,167
	5-(5)	Construction of a hospital (Motoyoshi)	153,709
	5-(6)	Rehabilitation of Community Medical Center (Onagawa) (*)	1,887,506
	5-(7)	Shizugawa permanent public hospital (Minamisanriku)	1,600,770
	5-(8)	Social Welfare Care centre (Minamisanriku, Myagi)	620,000
6. Improving the living conditions of affected people in evacuation centres and temporary housing	6-(1)	Installation of electric appliances and other items at large-scale evacuation centres and temporary housing	333,314
	6-(2)	Distribution of summer amenity items, drinking water, temporary showers, water taps, etc. (*)	119,309
	6-(3)	Distribution of winter amenity items (*)	97,762
	6-(4)	Community bus operations support (*)	50,270
	6-(5)	Psychosocial support	26,517
	6-(6)	Distribution of six electric household appliances sets(*)	26,852,306
	6-(7)	Public housing and community centres (Otsuchi, Iwate)	1,448,655
	6-(8)	Construction of community centre (Kawauchi, Fukushima)	39,852
	6-(9)	Nordic style walking as physical exercise	21,167
	6-(10)	Health and Social Class	46,947
	6-(11)	Home visits for evacuee's health care (Iwaki, Fukushima)	31,000
	6-(12)	Psychosocial support centre for children and youth in Iwate Medical University Hospital	137,420
	6-(13)	Mobile dental care services for elderly and physically challenged persons	60,000
	6-(14)	Miscellaneous	78,565
7. Social welfare support	7-(1)	Distribution of medical/nursing beds (*)	163,863
	7-(2)	Distribution of items for group homes for the elderly (*)	101,756
	7-(3)	Provision of vehicles for social welfare institutions(*)	687,139
	7-(4)	Services of caretakers for the elderly (*)	1,855
	7-(5)	Social welfare centre (Kesennuma, Myagi)	600,088
	7-(6)	Public housing for the elderly (Shinchi, Fukushima)	300,017
	7-(7)	Public housing for the elderly (Soma, Fukushima)	100,749
	7-(8)	Support for social welfare centres	6,000
8. Children's education support	8-(1)	Provision of items for school kitchen centres (*)	292,220
	8-(2)	Provision of goods for gymnasiums (*)	107,799
	8-(3)	Nursery school and after-class centres (Yamada, Iwate)	422,590
	8-(4)	Construction of after-class centre (Ofunato, Iwate)	24,000
	8-(5)	Health and safety support (*)	3,333
	8-(6)	School bus operations support(*)	203,868
	8-(7)	Provision of school items (*)	48,792
	8-(8)	Training outfits for football teams (*)	39,578
	8-(9)	Provision of items for school clinics (*)	23,496
	8-(10)	Organization of indoor playground (Smile Park)	348,102
	8-(11)	Summer Camp	1,130,026
	8-(12)	Prefabricated school gymnasiums	289,227
	8-(13)	Red Cross Youth Project	81,486
	8-(14)	Establishment of "Children's World"	78,121
	8-(15)	"Dream Blossom" Project (*)	3,000
	8-(16)	Miscellaneous	10,800
9. Community Based Disaster Preparedness	9-(1)	Provision of DP material and storage facilities	1,501,000
10. Capacity building of JRC in the area of disaster management	10-(1)	Development of disaster response capacity, tools and facilities	2,000,022
11. Other Projects	11-(1)	AED and other necessities for volunteer centres	15,916
12. Project under formulation	12-(1)	Future potential programmes.	3,669,676
13. Project management and support	13-(1)	HR, consultancy, audit, evaluation, support by IFRC	1,788,453
Total Expenses			59,788,266

¹⁶ The completion of a project is recorded in the narrative report as the time when distributions, construction, and all related activities have ended, and does not necessarily represent the completion of all financial settlements.

Progress to Date (Until March 2013):

All the projects, including those which have been completed, are reported hereunder.

1. Distribution of Emergency Relief Supplies

(1) *Purchase and Replenishment of Emergency Relief Supplies -PROJECT COMPLETED*

After the tsunami, many items such as tents, large-size pots, rice cookers, and winter uniforms were washed away or damaged in the warehouses in the coastal municipalities. JRCS provided relief supplies to the afflicted area's municipalities as indicated below.

Distributed Goods	Amount (Units)	Distributed Prefecture
Partitions for evacuation centres	525	Iwate
Large pots for soup kitchens	66	Iwate, Miyagi
Vehicle for emergency relief	1	Miyagi
Tents for setting up local HQ and soup kitchen stands	37	Miyagi
Uniforms for the volunteers	597	Miyagi
Storage for relief goods	1	Miyagi
Large rice cooker	30	Fukushima

JRCS Chapters requested replenishment of stock and 1,257 units of material and goods have been distributed in Iwate, Miyagi and Fukushima prefectures. The project was closed in 2012.

2. Emergency medical services and the Psycho-Social Support Programme (PSP)

(1) *Medical and PSP assistance (Iwate, Miyagi, Fukushima, Ibaraki) -PROJECT COMPLETED*

Between the time when the disaster struck and September 2011, 896 medical teams were dispatched, attending to 87,445 survivors throughout the three worst affected prefectures and in Ibaraki prefecture. Efforts were also focused on psycho-social support to the survivors by 295 teams, including caring for staff members of the emergency relief teams. JRCS provided medical assistance for the people in Fukushima who returned from brief visits back to their homes in the restricted area around the destroyed nuclear reactors. The regulation of those returning home is carried out by the government of Japan and thus the dispatch of medical and PSP teams in Fukushima has been requested by the authorities from JRCS.

3. Regional Healthcare Support

(1) *Pneumonia vaccination for the elderly - PROJECT COMPLETED*

Pneumonia is the fourth cause of death for the elderly in Japan, as the rate of infection increases rapidly for people over seventy. In addition, in Iwate, Miyagi and Fukushima, the elderly were becoming physically vulnerable with numerous transfers between accommodations and the changes in living conditions. Vaccination was urgently needed for the elderly over seventy years of age in the three most affected prefectures. The vaccination started on 15 October 2011 and was completed in March 2012 concurrently with the end of the winter season. The number of beneficiaries in the three most affected prefectures are: Iwate: 125,711; Miyagi: 132,251 and Fukushima: 179,894.

(2) *Provision of Air Purifiers (Iwate) - PROJECT COMPLETED*

Takata hospital is a prefectural hospital which was destroyed by the tsunami. A prefabricated hospital was constructed in its place and used as a temporary facility for both in- and out-patients. The facility is surrounded by unpaved roads, which caused dust to enter. This led to risks for infections. JRCS provided four air purifiers in April 2012 to improve conditions in the hospital.

4. Assistance for nuclear power plant disaster victims

(1) *Whole Body Counter, thyroid gland monitoring (Fukushima)*

The purpose of the project is to examine the amount of radiation that was taken into the body. A Whole Body Counter and two Thyroid Gland Monitors have been provided to Fukushima Red Cross Hospital in March 2012. The Whole Body Counter (WBC) can examine 30 people per day on average. Since the distribution, 4,242 children between 4 and 18 years old and 3,748 parents of children aged 0 to 3 were examined by the WBC in the hospital by March 2013. 5,804 people were examined by the Thyroid Gland Monitors from April 2012 to March 2013. A further distribution of one mobile and six WBC are scheduled during May to July 2013 to municipalities in Fukushima. Under this project, the JRCS also procured 73 items of medical equipment for Fukushima Medical University Hospital in order to provide an increasing number of patients with medical check-ups, including evacuees in Fukushima city. The procured items are vital to provide the research results with better accuracy to the recipients.



(2) *Nuclear Disaster Preparedness Project*

In February 2013, the establishment of a Nuclear Disaster Information Centre was officially approved by the JRCS. During January to March, the project scheme was discussed and formulated in detail with cooperation from Japan Research Institute (JRI). In next three months, a new unit of three additional staff will be created to run this information centre. The JRCS archive system to save and share data and information on nuclear disasters will be developed. This archive system is planned to be connected with existing archive institutions such as National Diet Library.

A JRCS operational manual for relief activities in response to nuclear disaster was produced in March, with support of nuclear disaster experts, both internal and external.

International Committee of the Red Cross (ICRC) launched a pilot programme of first aid training on nuclear disaster response. National Sister Societies of the Red Cross and Red Crescent are invited to participate in the training in May.

(3) *Provision of food radiation measuring equipment - PROJECT COMPLETED*

As the concern over the radiation in food items grows, radiation measuring equipment has been in urgent need especially in Fukushima. Three cities/villages in Fukushima (Fukushima, Nihonmatsu and Kawauchi) received a total of 106 pieces of equipment in 65 locations. Also, in Miyagi, three units were provided in three locations. The distribution was completed in May 2012.

5. Rehabilitation of health infrastructure

(1) *Construction of a temporary night-time emergency medical centre (Ishinomaki, Miyagi) - **PROJECT COMPLETED***

An emergency night-time medical centre which used to accommodate approximately 15,000 patients annually from within and around the city of Ishinomaki, was damaged by the tsunami. The centre lost its ability to function and the reconstruction took some time before the centre could be operational. The centre reopened its doors on 1 December 2011 and has been operating since. The centre has a capacity for the following out-patient care: internal medicine, trauma and paediatrics.

(2) *Construction of a temporary hospital for secondary medical care (Ishinomaki in Miyagi) - **PROJECT COMPLETED***

A temporary 50 bed facility allows Ishinomaki Red Cross Hospital to focus on tertiary medical care as the hospital has been accommodating primary and secondary medical care since GEJET. 32 nurses and staff from Ishinomaki City Hospital, which was destroyed by the tsunami and is currently being rebuilt, are working at this temporary ward. The building also contains a rehabilitation room, an administrative office and disaster relief material stores. The Newly built prefabricated annex building attached to Ishinomaki Red Cross Hospital began receiving patients on 5 March 2012 and has been in operation since.

(3) *Construction of a temporary hospital for secondary medical care (Minamisanriku in Miyagi) - **PROJECT COMPLETED***

Minamisanriku has a population of 17,815 of which approximately seven per cent died or are missing and many left for other parts of Japan. After the tsunami, the town was left with a population of 13,991 people. A medical team dispatched by the government of Israel was stationed in make-shift clinics operating out of shipping containers. These containers were used as medical facilities until this newly built temporary facility was completed. This building will be used until the permanent city hospital is rebuilt. This hospital began operation in April 2012. The facility consists of nine out-patient departments including: internal medicine, trauma, orthopaedics, paediatrics).

(4) *Strengthening the disaster/emergency medical capacity of Ishinomaki Red Cross Hospital and reconstruction of the destroyed Red Cross nursing school and emergency health training centre (Ishinomaki, Miyagi)*

Given the loss of medical facilities within Ishinomaki medical region, Ishinomaki Red Cross hospital, which was further away from the sea, played a crucial role in providing medical services to a population of 220,000. Hospitals closer to the sea were destroyed by the tsunami and are still under reconstruction. The Red Cross Hospital aims to double its emergency ward capacity. The destroyed Red Cross nursing school will be built in the Red Cross Hospital compound. This will have an extended emergency medical centre with a new intensive care unit and advanced medical technology. The work by a contractor on designing the facilities is still proceeding. Following an easing of regulations for land use by the government, all of the required approvals for land acquisition were given in February 2013. Beginning of construction work is scheduled in October 2013, with the expected inauguration of the facility scheduled for July 2014 for the main building and July 2015 for the annex.

(5) *Construction of a hospital (Motoyoshi, Miyagi) –*
PROJECT COMPLETED

The city of Kesenuma, with a population of 70,000 lost 1,368 people in the disaster. The hospital in Motoyoshi area was severely damaged by the tsunami and could no longer be used. This hospital used to accommodate approximately 21,000 patients per year. JRCS has been supporting part of the construction of the facilities, including staff residences and exterior construction. The construction and renovation of the hospital was completed in March 2013. Also JRCS provided 20 hospital beds, blood-pressure gauges, cardiograph equipment and other medical items which needed to be replaced due to the tsunami damage.



The renovated hospital comes to provide their medical services as usual © JRCS

(6) *Rehabilitation of Community Medical Center(Onagawa, Miyagi) –PROJECT*
COMPLETED

Onagawa had 10,000 inhabitants prior to the devastation, which took the lives of approximately 7 per cent of its population. Although the hospital stands 16 meters above sea level, the first floor was severely damaged by the tsunami. The rehabilitation and reconstruction of the hospital includes plans which were in place prior to the devastation, in particular to provide medical services for the ageing population by strengthening home services. The new building includes a group home for elderly who are unable to live in the prefabricated houses provided by the government. The facility was newly opened in April 2012. The centre is equipped with 19 beds for the general care department and 100 for the elderly healthcare facility.

(7) *Shizugawa permanent public hospital (Minamisanriku,Miyagi)*

In Minamisanriku, Shizugawa Hospital was a crucial medical facility for the population of 15,000 until it was destroyed by the tsunami. The temporary medical clinic, built with funding from JRCS, will provide secondary medical care for the people of the municipality until the new permanent hospital, also funded by JRCS, will be ready. A concept for rehabilitation of health services and Basic Construction Plan have been finalized by the municipality of Minamisanriku. The concept is to make a hospital resilient to future disasters, including a quake-absorbing structure and emergency water and power systems. A consultant company for designing was selected at the end of March 2013. The expected patient load of the hospital is about 50,000 out-patients and 31,000 in-patients per year. Construction is scheduled to start in February 2014.

(8) *Social Welfare Care centre (Minamisanriku,Miyagi)*

The community health and social welfare centres in Minamisanriku were destroyed by the tsunami. The former community centre fulfilled various functions, such as maternal health counseling and medical check-ups for adults, infants and newborns. At the request of the municipality of Minamisanriku, JRCS will support the construction of a new facility. The new centre will also have multiple functions, providing comprehensive health services to the people of Minamisanriku, which will promote maternal health, support for child rearing, individual health management, nursing care, support for physically challenged persons, and volunteer activities in the town. Together with Shizugawa permanent public hospital (5-7), the centre will play a key role in building a better social welfare system for the public. The concept of the centre was drawn up at the end of March 2013. The detail of building design will be drawn by a consultant and its construction will be started in February 2014.

6. Improving the living conditions of affected people in evacuation centres and temporary housing

(1) *Installation of electric appliances and other items at large-scale evacuation centres and temporary housing community centres (Iwate, Miyagi, Fukushima) –PROJECT COMPLETED*

Immediately after the disaster, electric appliances such as TVs, large fans, and washing machines were delivered to 29 large-scale evacuation centres (i.e. in local school gymnasiums and community centres). Most of these evacuation centres were closed by October 2011 and the project shifted to serve the community centres and conversation lounges located in prefabricated housing clusters, in order to help build communities. JRCS provided refrigerators, TV sets, electric water heaters, vacuum cleaners, tables, chairs, book shelves, white boards and automated external defibrillators (AED). Due to an increased number of nuclear disaster evacuees who are staying in temporary housings, JRCS distributed furniture and electric appliances to new locations, seven community centres and two group homes in Fukushima prefecture in February 2013. The expected beneficiaries are around 570 evacuees.

Another activity under this project was carried out to build better communities by planting flowers with evacuees and JRCS volunteers in Fukushima. The number of participants in total was 2,130 people. This activity was closed in November 2012.

(2) *Distribution of summer amenity items, drinking water, temporary showers, water taps, etc. –PROJECT COMPLETED*

In July 2011, over 202,000 kits containing 43 items were distributed in 145 locations throughout Iwate, Miyagi and Fukushima. Water taps in nine evacuation centres benefitted over 2,000 people and tea and rehydrating drinks were distributed to 6,100 people at evacuation centres in four towns in Iwate from July to September 2011. Temporary showers are still in use in two cities in Iwate.

(3) *Distribution of winter amenity items – PROJECT COMPLETED*


All meeting places in the prefabricated housing clusters received winter amenities in kits containing dew condensation/prevention sheets for windows, heat pads to go under futons and kotatsu (a small table covered by a quilt with an electric heater underneath), and prevention of fire was duly considered when selecting the items. Over 137,000 items were distributed in 692 locations in the three most affected prefectures to 77,000 beneficiaries. The project was completed in December 2011.

(4) *Community bus operations support (Miyagi, Fukushima)-PROJECT COMPLETED*

Community bus services were provided in Miyagi and Fukushima for evacuees's transportation. This is a complete service with a bus stop with solar panels and LED lights for eco-friendliness and safe streets. The buses are mostly used by students for commuting to their schools and for the elderly in temporary houses to commute to nearby towns. A route in Minamisanriku in Miyagi which had been supported five times per day by JRCS has now been handed over to the municipality. The route will be operated by public bus services from April 2013. Another community bus service supported by JRCS for evacuees from Okuma town in Aizuwakamatsu city, Fukushima, will be handed over to Okuma municipality from April 2013; thus the project was closed in March 2013.

(5) *Psycho-social support*

The three prefectures have been implementing various events for psycho-social support which are led by the JRCS chapters. The project includes Nordic style walking (see sections 6-9) in Iwate and Health and Social Classes (see sections 6-10) in Miyagi, soup kitchens, blood-pressure checks, health consultations, tea parties, relaxation and entertainment for children. From January to March, 20 events were held with 221 beneficiaries in Iwate and with 173 beneficiaries in Miyagi. JRCS staff have been continuously visiting the prefabricated housing, allowing them to build a good relationship with the beneficiaries and help establish a sense of community in the prefabricated clusters. During this period, seasonal events, soup kitchens and a yoga class, which are organised by JRCS Chapters, brought good opportunities for the disaster survivors to talk about their thoughts, memories and anxieties informally. In the case of those more introverted, staff have often visited their homes directly to give them the opportunity to talk about their feelings in a more private setting. Continuous psycho-social support for disaster survivors is still needed and JRCS Chapters plan to carry on this activity.



While giving a hand massage, JRC volunteer attentively hear the survivor's story © JRCS

(6) *Distribution of six electric household appliances sets-PROJECT COMPLETED*

This project has been completed in February 2013. Finally 133,183 sets of six electric household appliance sets had been distributed to 18,694 households in Iwate, 49,045 in Miyagi, 63,617 in Fukushima and 1,827 in other prefectures. Each set consists of a washing machine, a refrigerator, a TV, a rice-cooker, a microwave oven and an electric water heater. The project is the largest within the JRCS recovery operation in terms of scope and budget. Initially, this project was expected to end in March 2012. However, the timeframe had to be extended in response to the evolving needs of people, who were affected by radiation from the damaged nuclear power plant in Fukushima. The final distribution was completed in February 2013, having made an important contribution for the displaced people to resume their lives, with the help of international donations.

(7) *Public housing and community centres (Otsuchi, Iwate)*

In the town of Otsuchi, almost 60 per cent of the houses were destroyed by the tsunami. The project aims to provide inexpensive rental houses for those who cannot afford to rebuild their own houses. Housing and community centres, which are 730 households are targeted, are planned and JRCS will finance one eighth of the total costs for the construction. This project is proceeding in collaboration with the municipality and the agency for urban reconstruction¹⁷. The construction for 91 households started during this term and it is scheduled to be completed during summer and autumn. Plans and designs for further public housing is underway.

(8) *Construction of community centre (Kawauchi, Fukushima) – PROJECT COMPLETED*

The village of Kawauchi is located 20 kilometres from the Fukushima Daiichi nuclear power plant. Ninety per cent of the population of 3,000 was evacuated as the village was designated as part of the no-entry zone by the government. The villagers were relocated in prefabricated housing clusters in Koriyama, 80 kilometres away from the plant. The restriction for entry to the village was lifted in April, 2012, although parts of the village are still restricted for permanent stay. Based on a needs assessment, a community centre was identified as a vital facility for the evacuated population in Koriyama and therefore it was relocated to Kawauchi soon after the return of the population started. The facility consists of a kids' room for nursery service, a library and

¹⁷ The agency is an independent administrative institution in Japan, under the jurisdiction of the Ministry of Land, Infrastructure, Transport and Tourism.

meeting room which will also be used during for health check-up sessions. The construction was completed in November 2011.

(9) Nordic style walking as physical exercise (Iwate, Fukushima)

The purpose of this project is to ease the stress of the elderly who tend to lack physical exercise in the unsettling life style forced on them by the living conditions in the prefabricated houses. This project promotes health through exercise, and builds a stronger sense of community. At the beginning, JRCS Iwate chapter in collaboration with the Hokkaido chapter provided this activity and later it was taken up by other chapters. From January to March 2013, 195 people and 42 JRCS members in Iwate participated in the walks, which were held 16 times. Through the continuous support of JRCS, the number of participants newly joining has gradually increased. The project still continues and is much appreciated by the participants.



(10) Health and Social Classes

Numerous health and social classes have been held in Fukushima prefecture. These include singing, dancing, and physical exercise. 1,062 people have participated so far and during January and March 2013 and one session was held with 37 participants. Instructors from the JRCS health support programme and volunteers lead the sessions.

(11) Home visits for evacuee's health care (Iwaki, Fukushima)

Since the area was severely afflicted by radiation, residents of Namie municipality live scattered across Iwaki city in Fukushima. In October 2012, JRCS launched a project for the residents of Namie municipality located in Iwaki, in which door-to-door visits by a JRCS nurse and a teacher from the Japanese Red Cross Nursing Collage are conducted in order to listen to the evacuees' health, psychological and social concerns. JRCS teams make three visits per day on average and hearing on telephone by the request of evacuees. The teams found out about a number of health issues, for example that evacuees tend to gain their weights in a wide age group, due to their stress as a result of prolonged displacement and decreased day time activities within the more confined space of their temporary housing. These factors cause people's health and psychological condition to worsen. As of March, the number of beneficiaries reached 1,232 people out of targeted number of 2,167 people.

(12) Psychosocial support centre for children and youth in Iwate Medical University Hospital (Iwate)

The harrowing experiences from the tsunami have caused post-traumatic stress symptoms in many children and youth from the affected areas. In comparison with the situation immediately after the disaster, the needs for psychosocial support have increased by 10 per cent in 2012 and especially the serious cases, such as psychosomatic symptom/disease and truancy, which require professional counselling and medication. The objective of this project is to support the Iwate Medical University Hospital (IMUH) facility for psychosocial support to around 200 children and youth per year. The construction is expected to be completed and the facility operational by May 2013.

(13) Mobile dental care services for elderly and physically challenged persons (Miyagi)

Mobile dental care service supported by JRCS has started to work in partnership with Miyagi Dental Association (MDA). The target beneficiaries are elderly and physically challenged persons in Miyagi, who have limited access to dental services. MDA received 11 sets, each comprised of dental care kits, mobile X-ray machines, sterilizers,

generators, medical supplies and five vehicles in March. The operation will start in the middle of April. Around 1000 beneficiaries are expected.

(14) Miscellaneous

In total, 57,720 medical items have been provided to beneficiaries in 13 municipalities and social welfare institutions and related organizations since March 2011. The items are blood-pressure gauges, examination equipment sets, temporary showers and "Reassurance (Anshin) kits". Training sessions on the use of AED and first aid, soup kitchens, health workshops, tea parties and many other activities have been organized in Iwate, Miyagi and Fukushima prefectures with 2,907 participants in 93 events.

Under this project, JRCS partially supports the construction of a large-scale ship for a fishery union of Iwaki, Fukushima. The construction has been started already and it will be completed by July 2013 to be in use for seasonal fishery of Pacific saury

7. Social welfare support

*(1) Distribution of medical/nursing beds – **PROJECT COMPLETED***

959 medical/nursing beds were distributed in 161 facilities throughout the three most affected prefectures: 205 in Iwate, 658 in Miyagi and 96 in Fukushima. The distribution was based on requests from the prefectures and completed in November 2011.

*(2) Distribution of items for group homes for the elderly – **PROJECT COMPLETED***

Group homes for the elderly and physically challenged are operating in prefabricated structures throughout the three affected areas: 22 in Iwate, 29 in Miyagi and 11 in Fukushima. To help improve these facilities, JRCS has provided furniture and fixtures, including dining tables to fit wheelchairs, electronic appliances for dining spaces and kitchens, vacuum cleaners, AED and other items. Based on requests from the municipalities, these items were distributed throughout the three prefectures: Iwate (505 items), Miyagi (1,289 items) and Fukushima (445 items). The distribution was completed in April 2012.

*(3) Provision of vehicles for social welfare institutions – **PROJECT COMPLETED***

A total of 338 vehicles were distributed to the municipalities, social welfare institutions, group homes in the prefabricated housing clusters and other relevant organizations in the three most affected prefectures. This project aimed to benefit elderly and physically challenged people throughout the prefectures and also plays a crucial role in the region due to the scarcity of public transportation. The distribution of the vehicles started in early December 2011 and completed in September 2012.

*(4) Services of caretakers for the elderly – **PROJECT COMPLETED***

JRCS deployed staff from its Red Cross welfare facilities to the evacuation centres in the affected areas to provide psychological care, meals, baths and other necessary assistance to the elderly. Nearly 70 caretakers were deployed during April-June 2011. Psychological support was also provided for staff and volunteers in the centres.

(5) Social welfare centre (Kesenuma, Miyagi)

The city of Kesenuma aims to rebuild a social welfare centre which was destroyed by the tsunami. The new centre will be the operational base for social welfare groups and volunteers, as well as function as a disaster intervention space for social welfare workers in case of an emergency. JRCS will fund the construction of the centre and has been coordinating with municipality authorities. Currently the land adjustments are going on, in order to determine the construction site to be followed by land acquisition.

In next period, the design for the centre will be drawn up. The construction is expected to be completed in March 2015.

(6) *Public housing for the elderly (Shinchi, Fukushima)*

In Shinchi, 550 houses were destroyed by the tsunami. The project aims to provide permanent housing for elderly above 65 years who have lost their homes. The buildings are designed to have a community room to prevent isolation of the residents and will be built using traditional Japanese woodworking techniques which makes them resistant to earthquakes and typhoons. The facility will accommodate 22 households. A contractor for the construction has been chosen and the land development is proceeding. The construction is expected to be completed by the end of October 2013.

(7) *Public housing for the elderly (Soma, Fukushima)*

The city of Soma has a population of 38,000 of whom 15 % lost their homes in the tsunami and the earthquake. The Soma authorities decided to build public housing in four districts (Babano, Minamitosaki, Kitsuneana, and Hosoda) with a focus on preventing isolation among the elderly. The construction of two public housings in Minamitosaki and Kitsuneana was completed in March, in addition to the first one in Babano, which was completed in July 2012. The design of another complex in Hosoda is confirmed and the land formation is underway.



Kitsuneana districts will be completed in April 2013 © JRCS

(8) *Support for social welfare centres (Miyagi)* - **PROJECT COMPLETED**

In December 2012, a braille printer and cutting machine were provided to an Information Centre for Visually Impaired Persons in Miyagi prefecture to promote sharing information of disaster prevention and of livelihoods rehabilitation equally. The beneficiaries will be over 5,400 visually impaired persons in Miyagi. Also, a renovation for special plumbing work in the Social Welfare Centre For Physically Challenged Persons in Miyagi, supported by JRCS, was completed by the end of December 2012. The centre in Sendai city is designated as an evacuation centre with social welfare facilities in case of emergency. The centre received 100 service takers per day soon after the tsunami and needs to be equipped with more special equipment. With resident social workers, the facility can normally accommodate 26 people per day and it provides services for physically challenged persons and their care-givers. All of these support projects were completed in December 2012.

8. Children's education support

(1) *Provision of items for school kitchen centres (Iwate, Miyagi, Fukushima)* – **PROJECT COMPLETED**

In the Japanese school system, lunch is generally served in the classrooms where the students eat, instead of going to a cafeteria. Lunch is prepared by kitchen centres which cover multiple kindergartens and schools or by individual kitchens in the kindergartens or schools. 15 schools and kitchen centres have received a total of 8,933 items. Almost 15,000 students throughout the three prefectures have benefited from this service. The last distribution was completed in August 2012 with delivery of two dish washers in Ishinomaki kitchen centres which are serving 4500 meals for 11 schools per day.

(2) *Provision of goods for gymnasiums (Miyagi)* – **PROJECT COMPLETED**

A request for material for school gymnasiums was received from the Office of Education of Miyagi in the autumn of 2011. An assessment was made and the request was granted. JRCS began to deliver the items in February 2012 and then distributed to five schools,

three elementary schools and two junior high schools. Totally 81 types of goods were delivered to the schools, including: mats, racquets, balls, track hurdles and cupboards. The distribution was completed in July 2012.

(3) *Nursery school and after-class centres (Yamada, Iwate)*

Yamada was one of the most devastated towns in Iwate, with more than 50% of the houses completely destroyed, including public facilities such as nursery schools. The project in Yamada consists of construction of buildings for the following four facilities: two nursery schools and two after school centres for children with working parents. The construction of Osawa Nursery School was completed at the end of February. A ceremony to celebrate the completion of the school was held in March. The ground breaking ceremony for the Nittai Kizuna Nursery School took place in March. The construction of two after-class centres are scheduled to be started in May.



New building of Osawa Nursery School
© JRCS

(4) *Construction of after-class centre (Ofunato, Iwate)*

JRCS recently launched a project for construction of an after-class centre in Ofunato, Iwate. The after-class centre is much needed by the community, due to the changed conditions for children and their families after the tsunami. The major concern is that children are spending more time alone at home in the temporary houses since parents' work places are often further away than before and commuting takes longer. This after-class centre will be built within a school owned compound. The facility can accommodate 30 children per day. Due to a price increase for construction materials, the design had to be revised and was completed in December 2012. The construction was started in February 2013 and the completion will be in May 2013.

(5) *Health and safety support – **PROJECT COMPLETED***

During the summer of 2011, Red Cross safety classes were held twice in Iwate where 99 pre-school children made hand-held fans while learning about heat stroke and how they and their families could be protected from illness. Picnics were also organized for nursery schools in Rikuzentakata as part of psychosocial support for children with traumatic experiences from the tsunami and the drastic changes in their daily lives. 282 children participated in three picnic sessions in which the bus rental fees were supported by JRCS along with the introduction of the health and safety sessions to the parents. In Rikuzentakata, 35 people including the instructors participated in a "snow picnic" which took place on a ski slope. In December 2011, mobile movie theatres were deployed in Iwate and Fukushima in cooperation with a private company as part of their CSR project. 236 children enjoyed the screening of a popular animation, "The Clockwork Samurai". The children enjoyed games on flu awareness before the movie.

(6) *School bus operations support (Iwate, Fukushima)-**PROJECT COMPLETED***

The purpose of this project was to assist displaced children to commute to temporary schools more easily. The buses, equipped with AED, were provided to schools which were affected by earthquake, tsunami, and radiation from the nuclear power plant disaster. The children affected by the disasters did not have their public transportation and faced difficulties to have access between the schools and the prefabricated/temporary housing. JRCS has completed all bus operation services, 14 of them, by March and provided 18 buses, in order for schools to maintain school bus services for their students. This project was completed in March 2013.

(7) *Provision of school items – PROJECT COMPLETED*

As part of the effort to secure the safety of children walking in the dark under failed street lights and through debris, flashlights have been distributed to 5,621 students in 32 schools in Iwate. 121 personal computers were distributed on requests from the prefectures: 25 in four schools in Iwate and 96 in four schools in Fukushima. In Fukushima, the request was particularly urgent since many students stayed indoors due to fear of radiation. The distribution was completed in March 2012.

(8) *Training outfits for school football teams – PROJECT COMPLETED*

A donation raised by the former soccer player Hidetoshi Nakata through goodwill games in Singapore and Thailand was allocated for purchasing warm-up jackets for children in soccer teams in junior schools, high school and also women's teams. These outfits were distributed by JRCS to 3,655 dedicated young athletes in 121 teams throughout Iwate, Miyagi and Fukushima. Sessions on AED training for the athletes and the instructors were also included in this project. This project was closed in May 2012.

(9) *Provision of items for school clinics – PROJECT COMPLETED*

Many school clinics were badly damaged by the tsunami in Iwate and Miyagi and sets of eleven items were distributed, in total 1,799 items to 157 schools. The eleven items comprised height measure, weight measure, vision analyzer, eye cover for vision test, sitting height measure, hearing measure, stretcher, bed, bedding (including mattress, futon mattress, blanket, cotton blanket, linen sheets, pillow and pillow cover), partition and fan/heater. In Miyagi, 62 schools have received the same set of items. 17 AED were also distributed to 15 elementary and junior high schools. In Miyagi and Iwate, 84 schools also received one fan/heater for their clinics. The distribution was completed in June 2012.

(10) *Organization of indoor playgrounds, Smile Parks (Fukushima)*

The indoor playground project, Smile Parks, started in February 2012. Smile Parks are the largest mobile indoor playgrounds provided in Fukushima prefecture. The project was highly appreciated by parents and therefore the JRCS chapter of Fukushima determined to continue this project. Smile Parks help children in Fukushima to play indoors and allows parents to let their children play without anxiety over radiation. The locations were selected to promote participation of children and their parents, including evacuees from other areas. In 2012, seven sessions were held with over 40,000 participants. During January to March, the event was not held and it will be held from July to December 2013.

Session	Location	Term of a session	Number of Children participated	Number of Parents participated	TOTAL
1	Fukushima (city)	Feb, 2012	3,614	1,726	5,340
2	Fukushima (city)	Jul, 2012	4,305	2,182	6,487
3	Soma	Jul-Aug, 2012	3,208	2,089	5,297
4	Iwaki	Sep-Oct, 2012	4,617	2,990	7,607
5	Shirakawa	Oct, 2012	3,266	1,509	4,775
6	Soma	Nov, 2012	3,520	2,098	5,618
7	Fukushima (city)	Dec, 2012	3,669	2,097	5,766
Total participants in 2012					40,890

(11) *Summer Camps*

The main objective of this project is to help children to recover from the after-effects of the disaster and to provide them with opportunities to learn from each other for their personal growth. In 2012, a series of 11 camp sessions were held during the summer and 3,451 children from all affected areas participated. 951 Red Cross volunteers, private sector stakeholders, teachers, nurses, clinical psychotherapists and travel agency staff and JRCS NHQ staff were mobilized to manage the camps. The project

was highly appreciated by the parents, children and given positive feedback by the participants from the Red Cross and other organizations. Many children are still under great stress from their tsunami experience, their changed life and their anxiety for the future. JRCS will organize further summer camps in 2013 as well and added another objective, "Broadening the perspective for the future". There will be nine sessions with 2,160 participants. The task force team of the JRCS is now coordinating with education boards, travel agent, and other collaborators.

(12) *Prefabricated school gymnasiums (Otsuchi and Ofunato in Iwate, Iitate in Fukushima)*-**PROJECT COMPLETED**

Temporary gymnasiums were provided to relocated prefabricated schools in Otsuchi municipality in Iwate and Iitate in Fukushima prefecture and later also for Akasaka Jr. High School in Ofunato in Iwate. The main building of that school had been flooded up to the second floor by the tsunami, and the school, the gymnasium and the swimming pool had been severely damaged. The inauguration ceremony for the new temporary school building and the gymnasium took place on 9 July 2012, and now all these three temporary schools have their own campus and gymnasiums.

(13) *Red Cross Youth Project (Iwate, Miyagi, Fukushima)*

Various youth activities led by the local chapters have been carried out in the three most afflicted prefectures. JRCS chapters in Miyagi and Fukushima plan an international exchange programme for youth between Japan and Thailand and the Philippines. The student exchange events will bring great opportunities to share and to discuss their experiences of large-scale disasters in recent years and how they can contribute to recovery and rehabilitation activities for future disasters from their perspectives.

(14) *Establishment of "Children's World" (Iwaki, Fukushima)*-**PROJECT COMPLETED**

Many citizens of Naraha town in Fukushima prefecture have been evacuated to other locations due to high levels of radiation. Most of them now stay in the city of Iwaki. JRCS will build a facility which functions as a kindergarten and a nursery school in response to urgent needs of working parents. The facility, called "*Children's World (Kodomo-en)*", enables parents to leave their children while at work. For the children evacuated from Naraha town, the facility was opened in the city of Iwaki, Fukushima, and located in the compound of a Naraha temporary primary and junior high school on land rented from Iwaki Meisei University. The construction was completed in November 2012 and the opening ceremony was held on 19 December. The beneficiaries will be 42 children and their parents. JRCS has distributed playground equipment, gymnastic equipment, and nursery items to both the Children's World and the schools to make the evacuee children's life closer to what it was before the disaster.

(15) *"Dream Blossom" project (Kamaishi, Iwate)*-**PROJECT COMPLETED**

In collaboration with Chiba Prefectural Museum of Art, the education board of Kamaishi and JRCS Chiba chapter realized a project for children to participate in a four day mobile creative art workshop in August 2012. The chapter has close relations with Iwate since it was responsible for some of the relief activities there after the disaster. Creative activity has proven to be effective for stress relief for children, and such psycho-social projects have also been carried out by the Red Cross/Red Crescent in other disaster affected countries. During the workshops, the children make badges and build large-scale artworks together. The total number of participating children was 146. Eleven staff from the project team assisted them. After the workshop, some of the hand craft materials were donated to the education board of Kamaishi for further use at schools.

(16) *Miscellaneous*

From January to March 2013, JRCS Fukushima Chapter organized concerts, a number of handicraft classes and movie screenings. Six events were held with 982 participants. Also a film-making workshop for high school students of Futaba town, who have been evacuated to Iwaki city, is in preparation in collaboration with private sector

stakeholders.

Following a request from Miyagi prefecture, electric blackboards will be provided to primary and junior high schools. The targeted schools, previously 16 schools located in coastal areas and destroyed by the tsunami, are now relocated and reorganized into eight. Each school will have two electric blackboards and their distribution will be started in May.

9. Community Based Disaster Preparedness

(1) Provision of DP material and storage facilities

JRCS supports municipalities in the affected areas to strengthen their preparedness for future disasters. JRCS provides storage facilities and equipment for disaster preparedness, such as generators, cord reels, floodlights, lanterns, mobile toilet sets, and partitions. The procurement and distribution will start from April 2013.

10. Capacity Building of JRCS National Disaster Preparedness

(1) Development of disaster response capacity, tools and facilities

To strengthen its capacity to respond to future emergencies, JRCS is procuring items for future disaster response. The selected items are large-size tents for aid stations, communication command cars for emergency, satellite phones, doctors' cars, cooling/heating system for aid stations, cars for pharmaceutical storage, portable ultrasound diagnostic devices, trucks for emergency relief goods delivery, and prefabricated operation centers for rapid deployment. Tents for aid stations, communication command vehicles and ambulances have been distributed to JRCS Chapters by March 2013. Operation vehicles and medical bags are planned to be distributed to the Chapters toward August.



Communication command car for emergency use at JRCS Headquarter © JRCS

11. Other Projects-PROGRAMME COMPLETED

(1) AED and other essential items for volunteer centres-PROJECT COMPLETED

257 items have been distributed in 11 locations to enhance preparedness at the volunteer centres. These include equipment such as 90 sets of emergency kits, 29 AED, temporary showers and 28 tents, which will make the volunteers more effective. The temporary showers were provided by March 2013.

12. Projects under formulation

Construction of further community centres and nursery schools is being discussed with relevant municipalities and communities.

13. Project management and support

HR, consultancy, audit, evaluation, and support by IFRC

The IFRC Secretariat and its regional offices have supported the JRCS with technical delegates and support whenever requested. IFRC is also present in Japan from March

2011 with a Country Representative placed in the National Headquarters. Japan Research Institute (JRI) has been supporting the management of recovery programmes.

In the occasion of the two-year commemoration of the earthquake and tsunami, JRCS Public Relations team placed advertisements in national and local newspapers on 11 March 2013 to promote understanding on the GEJET recovery programmes of JRCS by the general public. Especially in national newspapers, an interview with President Konoe was included to express JRCS' gratitude for donors of international donation and cash grants from all over the world.

An external evaluation has been carried out from February to March 2013, commissioned by JRCS and IFRC jointly. This evaluation focuses on recovery and rehabilitation during the first two years after the disaster and follow up on the external JRCS/IFRC evaluation in 2011, which focused on the emergency phase. The IFRC evaluation team was composed of specialists, who are experienced in the field and in project management. For their research, the team visited both project sites and the offices of municipalities and prefecture in the affected areas. The criteria of the evaluation are based on 1) Efficiency and effectiveness; 2) Impact; 3) Accountability to beneficiaries, donors and other stakeholders; 4) Coordination; 5) Relevance; 6) Appropriateness of coverage; 7) International Standards and Principles and 8) Preparedness. Their research is completed and the evaluation paper is underway to be released.

How we work

All Japanese Red Cross and IFRC assistance seeks to adhere to the [Code of Conduct for the International Red Cross and Red Crescent Movement and Non-Governmental Organizations \(NGO's\) in Disaster Relief](#) and the [Humanitarian Charter and Minimum Standards in Disaster Response \(Sphere\)](#) in delivering assistance to the most vulnerable.

The vision of the Japanese Red Cross Society, as a member of the IFRC, is to inspire, encourage, facilitate and promote at all times all forms of humanitarian activities, with a view to preventing and alleviating human suffering, and thereby contributing to the maintenance and promotion of human dignity and peace in the world.

The Japanese Red Cross and IFRC's work is guided by [Strategy 2020](#) which puts forward three strategic aims:

Save lives, protect livelihoods, and strengthen recovery from disaster and crises.

Enable healthy and safe living.

Promote social inclusion and a culture of non-violence and peace.

Contact information

For further information specifically related to this operation, please contact

Naoki Kokawa, Deputy Director General International Department, Japanese Red Cross Society
Office Phone +81-3-3437-7088 ; Email: n-kokawa@jrc.or.jp

Yoshiko Miyagawa, Programme Officer, International Department, Japanese Red Cross Society
Office Phone + 81-3-3437-7088; Email: y-miyagawa@jrc.or.jp

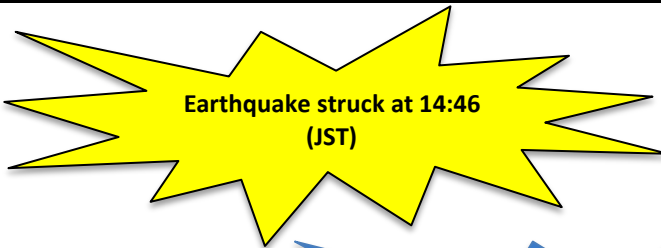


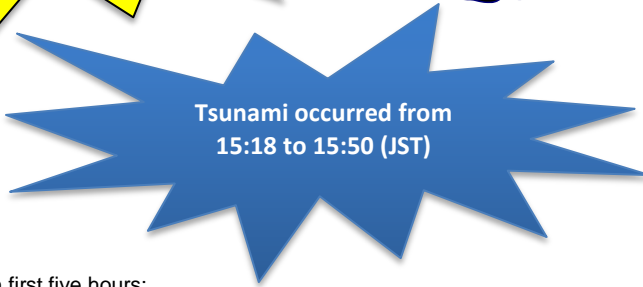
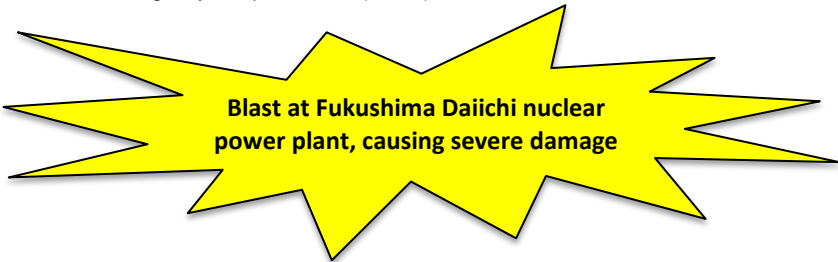
For setting up interviews, please contact:

Asuka Suzuki, Communication Officer, Planning and Public Relations Office,
Japanese Red Cross Society
Phone: +81-3-3437-7071 E-mail: as-suzuki@jrc.or.jp

Midori Tasaka, Communication Officer, Planning and Public Relations Office
Japanese Red Cross Society
Phone: +81-3-3437-7071 E-mail: m-tasaka@jrc.or.jp

Annex 1: Timeline of JRCS Relief and Recovery Activities

●: JRCS ■: PNS ○: Cash Grant and Support from the State of Kuwait □: Incident

2011	Mar 11th	<div> <div> <input type="checkbox"/> </div> <div>   </div> </div> <div> <div> <input type="checkbox"/> </div> <div>   </div> </div> <div> <p>● Actions by JRCS taken within first five hours:</p> <ul style="list-style-type: none"> -Set up Disaster Management Unit at NHQ -Dispatched an advance unit to the affected areas -Dispatched 55 medical teams to the most affected areas and started medical relief activities -Started transporting relief goods to the affected areas. After the arrival of goods, these items were provided to disaster survivors. -Established psychological support centres </div> <div> <input type="checkbox"/> At 21:23 (JST), residents within a 3 kilometre radius exclusion zone around the plant of Fukushima Daiichi were ordered to evacuate from their residential areas. </div>	
	12th	<p>● Disaster Medical Assistance Teams (DMAT) assembled in Ishinomaki Red Cross Hospital and started medical relief activities.</p> <p>● JRCS established family links website in five languages, in collaboration with International Committee of the Red Cross (ICRC).</p> <p>● A domestic Emergency Response Unit (dERU) started free medical treatment for the survivors.</p> <div> <div> <input type="checkbox"/> </div> <div>  </div> </div> <div> <input type="checkbox"/> Residents within a 20 kilometre radius exclusion zone around the plant were ordered to evacuate from their residential areas. </div>	
	13th	<p>● JRCS President visited affected areas until 14th.</p>	
	14th	<p>○ Acceptance of donations for Cash Grants was started.</p> <p>● JRCS established volunteer centres in the affected prefectures.</p> <p>● First medical support team at Ishinomaki Red Cross Hospital began their activity.</p>	
	24th	<p>● Distribution of sleeping kits started.</p>	
	Apr	<p>○ Donations for Cash Grants collected by JRCS, totaled JPY 100 billion.</p> <p>● Distribution of electric household appliance sets started.</p> <p>● JRCS started transferring fund to prefectures for cash distribution.</p> <p>● Water tanks and taps in evacuation centres were provided.</p>	

	<ul style="list-style-type: none"> ● First nursing care group of JRCS was dispatched for elderly care in Iwate.
May	<ul style="list-style-type: none"> ■ The First Partner National Society (PNS) meeting was held until 11 May. Plan of Action (PoA) for the relief and recovery programme was approved. ○ Donations for Cash Grants collected by JRCS totaled JPY 200 billion. ● Medical check-up support for evacuees, who temporarily visited their residences in evacuation zone, was started.
Jun	<ul style="list-style-type: none"> ● First nursing teams for supporting survivors were dispatched. Total 17 teams were dispatched and the mission completed in Aug 2011. ● JRCS nursing care group for elderly care was withdrawn. ● Provision of nursing beds was started. (totaling 161 institutions, 959 beds, completed in November 2011)
Jul-Sep	<ul style="list-style-type: none"> ● Support for volunteer centres and fire stations to provide temporary showers and etc was started. ● First health and social class was held in a kindergarten in Iwate. ● Provision of summer amenities for disaster survivors across 145 evacuation centres was started. (completed in September 2011) ● JRC volunteers started removing debris of earthquake and tsunami in affected areas. ● The last first aid station in Iwate was closed. ● AED, first aid kits, and washing machine for volunteer centres were provided. (This programme was completed in March 2013) ● Provision of items for school clinics started (completed in June 2012, with a total of 1,799 items distributed to 157 schools). ● Community and school bus services were started (completed in March 2013). ● Psychosocial support in community centre in prefabricated housing cluster was started (on-going). ● Deployment of volunteers through JRCS was finished (however, continuous support by JRCS volunteer activities for survivors has been carried out as of 31 March 2013). ● A prefabricated gymnasium for a school was constructed. Total of three gymnasiums were constructed by July 2012. (Otsuchi-Sep 2011, Iitate-Mar 2012, Ofunato-Jul 2012). ○ The State of Kuwait offered five million barrels of crude oil valued at JPY 40 billion (USD 520 million) for donation (the donation ceremony was held on 12 October 2011). ● Construction of a temporary night time emergency medical centre completed. ● Activity of medical teams of JRCS was completed. Total of 896 teams were deployed during the operation.
Oct-Dec	<ul style="list-style-type: none"> ○ Presentation ceremony of five million barrels of crude oil by the State of Kuwait was held. ● Provision of pneumonia vaccination for the elderly was started (completed in March 2012, with a result of 125,711 persons in Iwate, 132,251 persons in Miyagi and 179,894 persons in Fukushima vaccinated). ● Winter amenity items distribution to evacuees was started in prefabricated housing (completed in December 2011, with a total of nearly 140,000 items distributed to 692 locations benefitting 77,000 people). ● Nordic style walking as a physical exercise was started (still on-going). ● Distribution of school kitchen items started (completed in August 2012, with a result of 8,933 items distributed). ○ Donations for Cash Grants collected by JRCS totaled JPY 300 billion. ■ A revised PoA was presented in monitoring visit and meeting with PNS. ● Construction of community centre in Kawauchi, Fukushima was completed. ● Evaluation for JRCS relief activities organised by Japan Research Institute (JRI) was completed. ● A temporary night-time emergency medical centre opened to operate medical services in Ishinomaki, Miyagi.

		<ul style="list-style-type: none"> ● Provision of vehicles for social welfare institutions was started (completed in September 2012 with a result of 338 vehicles provided in total). ● Training outfits for school football teams were provided to children in the affected areas in collaboration with a famous football player. In total, 3,655 outfits were donated (until 24 December 2011).
2012	Jan-Mar	<ul style="list-style-type: none"> ● Evaluation for JRCS relief activities, jointly commissioned by JRCS/IFRC was completed. ○ Funds from the sale of oil donated by the State of Kuwait were transferred to the most affected prefectures: JPY 8.4 billion to Iwate, JPY 16.2 billion to Miyagi, and JPY 15.5 billion to Fukushima. ● Indoor playgrounds project, Smile Park, started (on-going). ● Provision of gymnasium goods to schools started (completed in July 2012, totaling 81 types of goods provided). ● A Whole Body Counter and Thyroid Grand Monitors were provided to Fukushima Red Cross Hospital. ● Construction of temporary hospitals for secondary medical care in Ishinomaki city and Minamisanriku started (completed in Ishinomaki-Mar 2012, in Minamisanriku-April 2012) ● Distribution of school items was completed (121 computers and goods).
	Apr-Jun	<ul style="list-style-type: none"> ● A temporary hospital for secondary medical care in Minamisanriku, Miyagi was completed and started operating. ● Construction of Onagawa community medical centre was completed and the centre started providing medical services. ● Distribution of items for group homes for the elderly was completed with a result of 505 items in Iwate, 1,289 items in Miyagi, and 445 items in Fukushima distributed. ● 106 pieces of food radiation measuring equipment were provided in Miyagi and Fukushima. ■ The second PNS meeting was held and a revised PoA was approved. ■ The National Society Consultation Meeting on Nuclear Disaster Preparedness was held. ● Provision of food radiation measuring equipment was completed.
	Jul-Sep	<ul style="list-style-type: none"> ● Babano public housing for elderly in Soma, Fukushima was constructed. ● Summer Camps started and continued until the end of August, with the participation of 3,451 children and 951 Red Cross volunteers. ● "Dream Blossom" project, a handcraft workshop for children, was held (short-term project) and completed. ● Construction of a prefabricated Kodomo-en, a multifunction facility of kindergarten and nursery school, was started (completed in December 2012).
	Oct-Dec	<ul style="list-style-type: none"> ● Home visits for evacuees' health care project started (on-going). ● Construction of psychosocial support centre for children and youth started. ● For Fukushima medical university hospital, 73 items of medical equipment were provided. ● Construction of public housing and community centre in Otsuchi, Iwate started. ● Procurement of medical equipment for mobile dental care services started. ● A project comprising of provision of disaster preparedness material and storage facilities was launched. ● The number of participants in Smile Parks reached 40,890 people including children and their parents. ● Procurement of disaster preparedness tools, facilities and vehicles of JRCS started. ● Support for social welfare centres completed (Braille printer and renovation of a facility). ● Evaluation for recovery programmes by JRI was completed.
2013	Jan-Mar	<ul style="list-style-type: none"> ● Distribution of electric household appliance sets was completed. 133,183 households benefited. ● Procurement of items for mobile dental care started. ● Distribution of furniture and fixtures for evacuation centres and community centres completed.

- Evaluation for the JRCS relief and recovery programmes, jointly commissioned by JRCS/IFRC was carried out until March 2013.
- Construction (renovation) of Motoyoshi hospital was completed. At the same time 20 nursing beds were provided to the hospital.
- Community bus operations support was completed and handed over to municipalities/public bus service operators.
- School bus operations support and bus donations were completed, with a total of 14 operational services and 18 buses donated by March 2013.
- Construction of a nursery school in Iwate was completed. Ground-breaking ceremony for another nursery school was held in Iwate.
- Construction of Minamitosaki and Kitsuneana public housing for the elderly in Soma, Fukushima was completed.

Annex 2: Donation List (As of 16 July 2013)

Donation Received 11/03/2011–16/07/2013						Unit :JPY
Organisation Name	Date Received	Currency	Amount Received	Currency Rate	Amt. Received JPY	JPY
Afghan Red Crescent Society	2011/8/26	USD	62,997.43	77.45	4,879,150	4,879,150
Albanian Red Cross	2011/4/4	USD	20,000.00	84.12	1,682,400	1,682,400
American Red Cross	2011/3/30	USD	10,000,000.00	82.48	824,800,000	
American Red Cross	2011/4/6	USD	50,000,000.00	85.16	4,258,000,000	
American Red Cross	2011/4/22	USD	40,000,000.00	81.77	3,270,800,000	
American Red Cross	2011/5/18	USD	30,000,000.00	81.41	2,442,300,000	
American Red Cross	2011/6/1	USD	30,000,001.00	81.43	2,442,900,000	
American Red Cross	2011/6/28	USD	46,000,000.00	80.78	3,715,880,000	
American Red Cross	2011/8/5	USD	35,000,000.00	79.10	2,768,500,000	
American Red Cross	2011/10/4	USD	15,000,000.00	76.75	1,151,250,000	
American Red Cross	2012/2/22	USD	20,000,000.00	79.85	1,597,000,000	
American Red Cross	2012/2/29	USD	5,450,000.00	80.68	439,706,000	
American Red Cross	2012/9/25	USD	1,500,000.00	77.86	116,790,000	
American Red Cross	2013/2/15	USD	247,807.44	92.96	23,036,179	
American Red Cross	2013/6/6	USD	457,191.90	99.33	45,412,871	
Andorran Red Cross	2011/12/29	EUR	289.00	100.55	29,058	29,058
Argentine Red Cross	2011/7/20	USD	55,280.00	79.27	4,382,045	4,382,045
Armenian Red Cross Society	2012/2/13	USD	1,324.00	77.70	102,874	102,874
Australian Red Cross	2011/5/11	AUD	14,999,965.00	87.98	1,319,696,920	
Australian Red Cross	2011/8/11	AUD	6,999,965.00	78.63	550,407,247	
Australian Red Cross	2011/12/15	AUD	1,889,965.00	77.30	146,094,294	
Australian Red Cross	2012/1/19	AUD	1,999,965.00	79.90	159,797,203	
Australian Red Cross	2013/4/12	JPY	4,593,175	1.00	4,593,175	
Austrian Red Cross	2011/5/9	EUR	400,000.00	116.04	46,416,000	
Austrian Red Cross	2011/5/31	EUR	1,000,000.00	116.25	116,250,000	
Austrian Red Cross	2011/6/17	EUR	4,980.00	114.60	570,708	
Austrian Red Cross	2011/7/4	EUR	140,000.00	117.49	16,448,600	
Austrian Red Cross	2011/8/22	EUR	21,478.88	110.26	2,368,261	
Austrian Red Cross	2011/9/9	EUR	50,000.00	107.94	5,397,000	
Austrian Red Cross	2011/9/26	EUR	1,000,000.00	102.85	102,850,000	
Austrian Red Cross	2012/1/12	EUR	825,000.00	97.73	80,627,250	
Austrian Red Cross (Austrian Gov't)	2011/5/9	EUR	1,000,000.00	116.04	116,040,000	
Red Crescent Society of Azerbaijan	2011/5/16	CHF	148.59	90.54	13,453	13,453
Bahamas Red Cross Society	2011/3/22	USD	5,000.00	81.04	405,200	405,200
Bangladesh Red Crescent Society	2011/5/23	USD	106,049.49	81.86	8,681,211	8,681,211
Belarus Red Cross	2011/5/9	EUR	30,000.00	116.04	3,481,200	3,481,200
Belgian Red Cross (Flanders)	2011/5/30	EUR	319,900.00	115.66	36,999,634	
Belgian Red Cross (Flanders)	2011/12/12	EUR	346,228.97	103.77	35,928,180	
Belgian Red Cross (French)	2011/8/18	EUR	395,000.00	110.47	43,635,650	
Belgian Red Cross (French)	2012/5/15	EUR	126,119.05	102.57	12,936,030	
Belgian Red Cross (French)	2013/1/28	EUR	1,013.00	122.52	124,112	
Belize Red Cross Society	2011/11/7	CHF	8,884.67	87.78	779,896	779,896
Bolivian Red Cross	2011/5/10	USD	1,300.00	80.33	104,429	104,429
The Red Cross Society of Bosnia and Herzegovina	2011/8/8	EUR	82,140.00	111.85	9,187,359	
The Red Cross Society of Bosnia and Herzegovina	2011/12/2	EUR	23,000.00	104.78	2,409,940	11,597,299
Brazilian Red Cross	2011/6/7	USD	17,120.60	80.24	1,373,756	
Brazilian Red Cross	2011/6/7	USD	2,619.26	80.24	210,169	
Brazilian Red Cross	2011/6/7	USD	10,642.34	80.24	853,941	
Brazilian Red Cross	2011/6/8	USD	23,256.18	80.20	1,865,145	
Brazilian Red Cross	2011/6/8	USD	20,338.65	80.20	1,631,159	
Brazilian Red Cross	2011/6/21	USD	2,682.91	80.21	215,196	
Brazilian Red Cross	2011/6/21	USD	1,574.75	80.21	126,310	
Brazilian Red Cross	2011/6/21	USD	8,288.17	80.21	664,794	
Brazilian Red Cross	2011/6/21	USD	1,696.59	80.21	136,083	
Brazilian Red Cross	2011/6/21	USD	21,520.41	80.21	1,726,152	
Brazilian Red Cross	2011/6/21	USD	55,254.45	80.21	4,431,959	
British Red Cross	2011/5/9	JPY	804,060,000.00	1.00	804,060,000	
British Red Cross	2011/6/21	JPY	259,443,400.00	1.00	259,443,400	
British Red Cross	2011/11/25	GBP	5,000,000.00	119.61	598,050,000	
British Red Cross	2011/12/22	GBP	1,100,000.00	122.44	134,684,000	
British Red Cross	2012/2/21	GBP	184,543.43	126.20	23,289,380	
British Red Cross	2012/4/16	GBP	70,025.29	128.2	8,977,242	

Bulgarian Red Cross	2011/3/31	JPY	7,943,420.00	1.00	7,943,420	
Bulgarian Red Cross	2011/5/9	JPY	1,318,765.00	1.00	1,318,765	14,926,315
Bulgarian Red Cross	2011/7/6	JPY	5,664,130.00	1.00	5,664,130	
Burkinabe Red Cross Society	2011/7/7	EUR	12,627.75	116.01	1,464,945	1,464,945
Cambodian Red Cross Society	2011/3/17	USD	19,982.00	79.31	1,584,772	1,584,772
The Canadian Red Cross Society	2011/4/11	CAD	12,000,000.00	88.83	1,065,960,000	
The Canadian Red Cross Society	2011/8/10	CAD	17,000,000.00	78.44	1,333,480,000	4,017,332,587
The Canadian Red Cross Society	2012/5/15	CAD	15,000,000.00	79.73	1,195,950,000	
The Canadian Red Cross Society	2012/12/25	CAD	4,946,571.95	85.30	421,942,587	
Chilean Red Cross	2011/6/29	USD	182,511.66	80.98	14,779,794	14,779,794
Red Cross Society of China	2011/4/8	USD	2,897,469.86	85.17	246,777,507	
Red Cross Society of China	2011/3/22	USD	151,851.06	81.04	12,306,009	
Red Cross Society of China	2011/3/24	USD	760,760.26	80.93	61,568,327	
Red Cross Society of China	2011/6/1	USD	5,073,000.75	81.43	413,094,451	904,038,322
Red Cross Society of China	2011/7/29	USD	2,169,547.17	77.86	168,920,942	
Red Cross Society of China	2012/12/17	USD	1,575.46	84.00	132,338	
Red Cross Society of China Ezhou Branch	2011/3/30	JPY	1,238,748.00	1.00	1,238,748	
Red Cross Society of China, Hong Kong Branch	2011/4/15	JPY	321,369,184.00	1.00	321,369,184	
Red Cross Society of China, Hong Kong Branch	2011/6/9	JPY	1,028,692,045.00	1.00	1,028,692,045	1,669,068,154
Red Cross Society of China, Hong Kong Branch	2011/11/30	JPY	249,773,202.00	1.00	249,773,202	
Red Cross Society of China, Hong Kong Branch	2012/6/19	JPY	70,096,510.00	1.00	70,096,510	
Red Cross Society of China, Hong Kong Branch	2013/3/29	JPY	1,137,213	1.00	1,137,213	
Red Cross Society of China, Macau Branch	2011/4/22	USD	200,000.00	81.77	16,354,000	
Red Cross Society of China, Macau Branch	2011/6/13	USD	300,000.00	80.46	24,138,000	44,305,000
Red Cross Society of China, Macau Branch	2011/10/27	USD	50,000.00	76.26	3,813,000	
Colombian Red Cross Society	2011/12/27	JPY	1,277,721.00	1.00	1,277,721	1,277,721
Cook Islands Red Cross	2012/10/22	JPY	175,098.00	1.00	175,098	175,098
Costa Rican Red Cross	2011/5/12	USD	12,394.74	81.15	1,005,833	
Costa Rican Red Cross	2011/5/12	USD	44,280.81	81.15	3,593,387	
Costa Rican Red Cross	2011/5/13	USD	54,092.74	81.03	4,383,134	11,889,223
Costa Rican Red Cross	2011/5/13	USD	14,963.83	81.03	1,212,519	
Costa Rican Red Cross	2011/5/20	USD	20,718.40	81.78	1,694,350	
Croatian Red Cross	2011/3/23	JPY	57,774,541.00	1.00	57,774,541	85,775,140
Croatian Red Cross	2011/7/26	JPY	28,000,599.00	1.00	28,000,599	
Cyprus Red Cross Society	2011/7/12	EUR	49,945.00	112.50	5,618,812	5,618,812
Czech Red Cross	2011/4/14	CZK	4,000,000.00	4.94	19,760,000	
Czech Red Cross	2011/6/15	CZK	4,000,000.00	4.80	19,200,000	47,342,500
Czech Red Cross	2011/9/8	CZK	250,000.00	4.48	1,120,000	
Czech Red Cross	2011/10/3	CZK	1,750,000.00	4.15	7,262,500	
Danish Red Cross	2011/6/7	DKK	2,200,000.00	15.67	34,474,000	
Danish Red Cross	2012/10/18	JPY	3,385,700.00	1.00	3,385,700	53,362,250
Danish Red Cross	2012/11/29	JPY	15,502,550.00	1.00	15,502,550	
Danish Red Cross (Faroe Islands Red Cross)	2012/1/27	DKK	50,000.00	13.63	681,500	681,500
Dominican Red Cross	2011/12/14	USD	4,297.51	78.02	335,291	335,291
Ecuadorian Red Cross	2011/12/30	USD	11,667.19	77.74	907,007	
Ecuadorian Red Cross	2011/12/30	USD	14,224.27	77.74	1,105,794	2,590,860
Ecuadorian Red Cross	2012/1/10	USD	4,554.35	76.89	350,183	
Ecuadorian Red Cross	2012/1/25	USD	2,929.00	77.80	227,876	
Estonia Red Cross	2011/5/10	EUR	28,000.00	115.08	3,222,240	
Estonia Red Cross	2012/1/18	CHF	996.98	80.94	80,696	3,302,936
Finnish Red Cross	2011/4/18	EUR	1,000,000.00	119.57	119,570,000	119,570,000
French Red Cross	2011/3/31	EUR	1,389,960.00	117.52	163,348,099	
French Red Cross	2011/4/11	EUR	772,250.00	122.81	94,840,022	
French Red Cross	2011/5/19	EUR	1,519,989.00	116.63	177,276,317	
French Red Cross	2011/6/1	EUR	4,410,550.00	117.35	517,578,042	1,850,669,146
French Red Cross	2011/7/21	EUR	3,349,456.00	112.27	376,043,425	
French Red Cross	2011/11/8	EUR	3,020,494.00	107.38	324,340,645	
French Red Cross	2012/1/12	EUR	1,430,425.00	97.73	139,795,435	
French Red Cross	2012/2/29	EUR	528,590.00	108.68	57,447,161	
Red Cross Society of Georgia	2011/5/9	USD	48,058.36	80.58	3,872,542	4,031,550
Red Cross Society of Georgia	2011/9/27	USD	2,084.54	76.28	159,008	
German Red Cross	2011/4/11	EUR	10,282.22	122.81	1,262,759	
German Red Cross	2011/4/19	EUR	1,850.73	117.73	217,886	
German Red Cross	2011/3/24	EUR	16,394.31	114.14	1,871,246	
German Red Cross	2011/5/2	EUR	7,997,417.20	120.45	963,288,902	
German Red Cross	2011/6/13	EUR	2,218.30	115.47	256,147	
German Red Cross	2011/6/17	EUR	10,500,000.00	114.60	1,203,300,000	
German Red Cross	2011/6/17	EUR	500,000.00	114.60	57,300,000	3,329,505,390
German Red Cross	2011/9/16	EUR	6,395,000.00	106.37	680,236,150	
German Red Cross	2011/10/11	EUR	30,000.00	104.57	3,137,100	
German Red Cross	2011/11/17	EUR	2,700,000.00	103.48	279,396,000	
German Red Cross	2011/12/26	EUR	600,000.00	101.71	61,026,000	
German Red Cross	2012/8/17	EUR	650,000.00	98.05	63,732,500	
German Red Cross	2012/12/20	EUR	130,000.00	111.39	14,480,700	
Honduran Red Cross	2012/11/15	USD	4,576.46	80.28	367,398	367,398
Hungarian Red Cross	2011/10/12	JPY	6,688,594.00	1.00	6,688,594	6,688,594
Icelandic Red Cross	2011/5/30	JPY	17,491,250.00	1.00	17,491,250	19,113,287
Icelandic Red Cross	2012/11/6	JPY	1,622,037.00	1.00	1,622,037	
Indonesian Red Cross Society Bali Chapter	2011/6/8	JPY	58,244.00	1.00	58,244	79,118,244
Indonesian Red Cross Society	2011/7/19	USD	1,000,000.00	79.06	79,060,000	
Red Crescent Society of the Islamic Republic of Iran	2012/2/6	USD	100,000.00	76.53	7,653,000	7,653,000
Irish Red Cross Society	2011/6/22	EUR	400,000.00	115.35	46,140,000	
Irish Red Cross Society	2011/12/19	EUR	160,000.00	101.48	16,236,800	65,045,681
Irish Red Cross Society	2012/7/12	EUR	27,390.00	97.44	2,668,881	
Italian Red Cross	2011/11/30	EUR	499,950.00	104.16	52,074,792	
Italian Red Cross	2012/6/4	EUR	699,925.00	96.82	67,766,738	389,027,862
Italian Red Cross	2013/3/12	EUR	2,142,009.49	125.67	269,186,332	
Jamaica Red Cross	2012/6/5	USD	575.00	78.32	45,034	45,034
Red Cross Society of the Democratic People's Republic of Korea	2011/3/25	USD	100,000.00	80.90	8,090,000	8,090,000

The Republic of Korea National Red Cross	2011/3/18	JPY	246,539,778.00	1.00	246,539,778	
The Republic of Korea National Red Cross	2011/3/23	JPY	411,362,653.00	1.00	411,362,653	
The Republic of Korea National Red Cross	2011/3/30	JPY	733,455,478.00	1.00	733,455,478	
The Republic of Korea National Red Cross	2011/5/2	JPY	1,177,722,058.00	1.00	1,177,722,058	
The Republic of Korea National Red Cross	2011/7/25	JPY	279,850,746.00	1.00	279,850,746	2,977,101,031
The Republic of Korea National Red Cross	2011/9/2	JPY	33,155,579.00	1.00	33,155,579	
The Republic of Korea National Red Cross	2011/11/1	JPY	71,367,399.00	1.00	71,367,399	
The Republic of Korea National Red Cross	2012/2/29	JPY	23,542,003.00	1.00	23,542,003	
The Republic of Korea National Red Cross	2012/7/5	JPY	105,337.00	1.00	105,337.00	
Lao Red Cross	2011/4/26	USD	7,781.00	81.81	636,563	636,563
Latvian Red Cross	2011/4/8	JPY	16,789,792.00	1.00	16,789,792	
Latvian Red Cross	2011/5/16	CHF	9,186.97	90.54	831,786	18,391,430
Latvian Red Cross	2011/11/7	CHF	7,483.83	87.78	656,931	
Latvian Red Cross	2011/11/7	CHF	1,286.41	87.78	112,921	
Lithuanian Red Cross Society	2011/4/19	EUR	28,000.00	117.73	3,296,440	12,205,182
Lithuanian Red Cross Society	2011/6/27	EUR	78,078.37	114.10	8,908,742	
Luxembourg Red Cross	2011/4/13	EUR	100,000.00	121.63	12,163,000	23,705,000
Luxembourg Red Cross	2011/5/12	EUR	100,000.00	115.42	11,542,000	
The Red Cross of The Former Yugoslav Republic of Macedonia	2011/6/3	EUR	13,050.00	117.24	1,529,982	1,529,982
Malaysian Red Crescent Society	2011/4/7	USD	1,000,000.00	85.47	85,470,000	
Malaysian Red Crescent Society	2011/4/18	JPY	2,729,240.00	1.00	2,729,240	
Malaysian Red Crescent Society	2011/5/20	USD	999,967.00	81.78	81,777,301	171,120,736
Malaysian Red Crescent Society	2012/6/26	JPY	1,144,195.00	1.00	1,144,195	
Maldivian Red Crescent	2011/5/19	USD	33,286.01	81.66	2,718,135	2,718,135
Mexican Red Cross	2011/5/24	USD	453,729.24	81.95	37,183,111	
Mexican Red Cross	2011/7/14	USD	313,508.00	78.78	24,698,160	72,535,786
Mexican Red Cross	2011/7/19	USD	1,900.00	79.06	150,214	
Mexican Red Cross	2012/3/7	USD	130,084.23	80.75	10,504,301	
Micronesia Red Cross	2011/11/7	CHF	93,687.76	87.78	8,223,912	8,223,912
Red Cross of Monaco	2011/4/11	EUR	35,358.80	122.81	4,342,414	
Red Cross of Monaco	2011/7/28	EUR	6,810.00	112.01	762,788	5,156,582
Red Cross of Monaco	2011/12/13	EUR	500.00	102.76	51,380	
Mongolian Red Cross Society	2011/4/5	JPY	12,301,960.00	1.00	12,301,960	12,301,960
Red Cross of Montenegro	2011/4/13	EUR	7,865.34	121.62	956,661	956,661
Myanmar Red Cross Society	2011/11/7	CHF	49,090.47	87.78	4,309,161	4,309,161
Nepal Red Cross Society	2011/5/16	CHF	2,000.00	90.54	181,080	
Nepal Red Cross Society	2011/7/1	CHF	32,976.00	95.99	3,165,366	3,580,216
Nepal Red Cross Society	2011/9/29	CHF	2,753.80	84.89	233,770	
The Netherlands Red Cross	2011/5/16	CHF	1,299,000.00	90.54	117,611,191	
The Netherlands Red Cross	2011/5/16	CHF	1,906,500.00	90.54	172,614,114	
The Netherlands Red Cross	2011/11/7	CHF	2,525,000.00	87.78	221,644,500	752,925,547
The Netherlands Red Cross	2011/11/7	CHF	997,900.00	87.78	87,595,662	
The Netherlands Red Cross	2011/11/7	CHF	1,366,800.00	87.78	119,977,704	
The Netherlands Red Cross	2012/1/18	CHF	319,440.00	80.94	25,855,474	
The Netherlands Red Cross	2012/5/29	EUR	76,536.90	99.65	7,626,902	
New Zealand Red Cross	2011/6/9	JPY	36,725,502.00	1.00	36,725,502	
New Zealand Red Cross	2011/9/20	JPY	10,256,428.00	1.00	10,256,428	51,527,769
New Zealand Red Cross	2012/6/26	JPY	4,275,163.00	1.00	4,275,163	
New Zealand Red Cross	2013/7/12	JPY	270,676	1.00	270,676	
Nicaraguan Red Cross	2011/11/7	CHF	2,284.43	87.78	200,527	200,527
Norwegian Red Cross	2011/4/19	JPY	120,000,000.00	1.00	120,000,000	161,780,204
Norwegian Red Cross	2011/9/30	NOK	3,165,167.00	13.20	41,780,204	
Pakistan Red Crescent Society	2011/9/30	USD	107,510.00	77.58	8,340,626	8,340,626
Palau Red Cross Society	2011/5/9	USD	30,094.09	80.71	2,428,894	2,428,894
The Palestine Red Crescent Society	2011/4/4	USD	9,992.43	84.12	840,563	840,563
Red Cross Society of Panama	2011/5/18	USD	13,425.25	81.41	1,092,949	1,092,949
Peruvian Red Cross	2011/11/29	USD	32,211.88	78.21	2,519,291	2,519,291
Philippine Red Cross	2011/6/7	JPY	167,000,000.00	1.00	167,000,000	167,000,000
Polish Red Cross	2011/11/7	CHF	141.49	87.78	12,420	12,420
Portuguese Red Cross	2011/10/11	EUR	59,000.00	104.57	6,169,630	6,169,630
Qatar Red Crescent Society	2011/10/14	EUR	638,914.17	105.69	67,526,838	67,526,838
Romanian Red Cross	2012/2/23	EUR	94,562.57	106.37	10,058,620	
Romanian Red Cross	2012/2/27	JPY	1,384,834.00	1.00	1,384,834	11,443,454
The Russian Red Cross Society	2011/3/24	USD	758,367.00	80.93	61,374,641	
The Russian Red Cross Society	2011/3/31	USD	215,142.00	83.15	17,889,057	
The Russian Red Cross Society	2011/4/4	USD	142,245.92	84.12	11,965,726	
The Russian Red Cross Society	2011/4/12	USD	323,000.00	84.32	27,235,360	
The Russian Red Cross Society	2011/4/18	USD	54,800.00	83.17	4,557,716	
The Russian Red Cross Society	2011/4/28	USD	62,875.00	82.08	5,160,780	
The Russian Red Cross Society	2011/5/9	USD	61,696.08	80.71	4,979,490	
The Russian Red Cross Society	2011/5/9	USD	131,970.00	80.71	10,651,298	
The Russian Red Cross Society	2011/5/12	EUR	485.00	115.42	55,978	163,836,124
The Russian Red Cross Society	2011/5/12	JPY	6,000.00	1.00	6,000	
The Russian Red Cross Society	2011/5/16	USD	102,180.00	80.91	8,267,383	
The Russian Red Cross Society	2011/5/24	USD	9,220.00	81.95	755,579	
The Russian Red Cross Society	2011/5/30	USD	96,675.00	80.91	7,821,974	
The Russian Red Cross Society	2011/6/3	USD	19,110.00	80.85	1,545,043	
The Russian Red Cross Society	2011/6/17	USD	9,560.00	80.68	771,300	
The Russian Red Cross Society	2011/7/13	USD	4,330.00	79.55	344,451	
The Russian Red Cross Society	2011/8/19	USD	5,906.00	76.93	454,348	
Rwandan Red Cross	2011/3/30	USD	99,222.87	82.48	8,183,902	8,183,902
Salvadoran Red Cross Society	2011/8/18	USD	9,069.09	76.67	695,327	
Salvadoran Red Cross Society	2011/8/19	USD	32,063.28	76.93	2,466,628	3,258,180
Salvadoran Red Cross Society	2011/8/24	USD	1,251.47	76.89	96,225	
Samoa Red Cross Society	2011/5/17	JPY	1,304,487.00	1.00	1,304,487	1,752,769
Samoa Red Cross Society	2011/7/1	JPY	448,282.00	1.00	448,282	
Red Cross of the Republic of San Marino	2011/12/26	EUR	10,000.00	101.71	1,017,100	1,017,100
The Red Cross of Serbia	2011/3/25	USD	850,000.00	81.03	68,875,500	
The Red Cross of Serbia	2011/4/4	USD	750,000.00	84.12	63,090,000	
The Red Cross of Serbia	2011/4/18	USD	430,000.00	83.17	35,763,100	
The Red Cross of Serbia	2011/5/9	USD	195,000.00	80.71	15,738,450	191,253,450
The Red Cross of Serbia	2011/6/2	USD	63,000.00	81.11	5,109,930	
The Red Cross of Serbia	2011/7/7	USD	24,000.00	81.01	1,944,240	
The Red Cross of Serbia	2011/8/30	USD	3,670.00	76.92	282,296	
The Red Cross of Serbia	2011/10/27	USD	5,900.00	76.26	449,934	

Singapore Red Cross Society	2011/4/19	USD	500,000.00	82.71	41,355,000	
Singapore Red Cross Society	2011/5/16	USD	500,000.00	80.91	40,455,000	
Singapore Red Cross Society	2011/9/7	SGD	8,900,000.00	64.07	570,223,000	652,648,385
Singapore Red Cross Society	2012/6/14	SGD	9,940.00	61.91	615,385	
Slovak Red Cross	2011/5/16	EUR	22,839.86	113.90	2,601,460	
Slovak Red Cross	2011/6/27	EUR	2,373.00	114.10	270,759	2,872,219
Slovenian Red Cross	2011/5/11	EUR	149,865.00	116.53	17,463,768	
Slovenian Red Cross	2011/8/4	EUR	16,621.09	110.73	1,840,453	19,304,221
South African Red Cross Society	2011/5/9	ZAR	400,000.00	12.06	4,824,000	
South African Red Cross Society	2011/6/6	ZAR	500,000.00	12.01	6,005,000	10,829,000
Spanish Red Cross	2011/7/7	EUR	1,500,000.00	116.01	174,015,000	
Spanish Red Cross	2011/9/21	EUR	1,000,000.00	104.50	104,500,000	
Spanish Red Cross	2011/12/2	EUR	1,000,000.00	104.78	104,780,000	416,304,782
Spanish Red Cross	2012/3/12	EUR	198,826.26	107.89	21,451,365	
Spanish Red Cross	2013/7/4	EUR	88,945.11	129.95	11,558,417	
The Sri Lanka Red Cross Society	2011/6/24	USD	4,000.00	80.55	322,200	
The Sri Lanka Red Cross Society	2011/9/16	USD	950.00	76.81	72,969	395,169
Swedish Red Cross	2011/5/27	SEK	4,000,000.00	12.90	51,600,000	51,600,000
Swiss Red Cross	2011/4/26	CHF	1,000,000.00	92.46	92,460,000	
Swiss Red Cross	2012/2/9	CHF	10,985,865.00	84.28	925,888,702	
Swiss Red Cross	2012/3/8	CHF	6,591,519.00	88.56	583,744,922	1,999,210,672
Swiss Red Cross	2012/6/21	CHF	4,394,346.00	90.37	397,117,048	
Taiwan Red Cross Organization	2011/3/17	USD	100,000.00	79.31	7,931,000	
Taiwan Red Cross Organization	2011/4/7	USD	14,900,000.00	85.47	1,273,503,000	
Taiwan Red Cross Organization	2011/5/17	USD	5,000,000.00	81.01	405,050,000	
Taiwan Red Cross Organization	2012/2/27	JPY	800,000,000.00	1.00	800,000,000	7,008,627,958
Taiwan Red Cross Organization	2012/10/9	JPY	4,288,000,000.00	1.00	4,288,000,000	
Taiwan Red Cross Organization	2013/4/22	JPY	234,143,958	1.00	234,143,958	
The Thai Red Cross Society	2011/3/17	USD	99,975.00	79.31	7,929,017	
The Thai Red Cross Society	2011/3/31	USD	2,000,000.00	83.15	166,300,000	
The Thai Red Cross Society	2011/4/4	USD	1,000,000.00	84.12	84,120,000	
The Thai Red Cross Society	2011/4/8	USD	999,973.00	85.17	85,167,700	748,707,214
The Thai Red Cross Society	2011/5/12	USD	1,999,973.00	81.15	162,297,808	
The Thai Red Cross Society	2011/7/1	USD	2,999,973.00	80.85	242,547,817	
The Thai Red Cross Society	2013/5/7	JPY	344,872	1.00	344,872	
Tonga Red Cross Society	2011/3/28	JPY	8,695,650.00	1.00	8,695,650	
Tonga Red Cross Society	2011/3/28	JPY	2,058,450.00	1.00	2,058,450	11,534,778
Tonga Red Cross Society	2011/4/5	JPY	690,200.00	1.00	690,200	
Tonga Red Cross Society	2011/5/16	JPY	90,478.00	1.00	90,478	
Trinidad and Tobago Red Cross Society	2011/7/7	JPY	5,999,459.00	1.00	5,999,459	5,999,459
Uganda Red Cross Society	2011/5/23	USD	1,319.91	81.86	108,047	108,047
Ukrainian Red Cross Society	2011/8/11	JPY	7,100,000.00	1.00	7,100,000	7,100,000
Red Crescent Society of the United Arab Emirates	2011/6/30	USD	4,963.40	80.68	400,447	
Red Crescent Society of the United Arab Emirates	2011/9/21	USD	204,172.76	76.25	15,568,172	15,968,619
Uruguayan Red Cross	2011/5/31	USD	23,157.00	80.88	1,872,938	1,872,938
Vanuatu Red Cross Society	2011/6/24	JPY	297,234.00	1.00	297,234	297,234
Vietnam Red Cross Society	2011/3/22	JPY	4,028,802.00	1.00	4,028,802	
Vietnam Red Cross Society	2011/3/25	JPY	11,882,821.00	1.00	11,882,821	
Vietnam Red Cross Society	2011/3/25	USD	200,000.00	81.03	16,206,000	608,584,747
Vietnam Red Cross Society	2011/4/4	JPY	49,168,980.00	1.00	49,168,980	
Vietnam Red Cross Society	2011/6/23	JPY	527,298,144.00	1.00	527,298,144	
Alwaleed Bin Talal Foundation	2011/4/14	USD	100,000.00	83.76	8,376,000	8,376,000
Embassy of Belgium	2011/12/12	JPY	3,018,800.00	1.00	3,018,800	
Embassy of Belgium	2012/1/12	JPY	600,000.00	1.00	600,000	
Embassy of Belgium	2012/3/1	JPY	851,000.00	1.00	851,000	9,107,700
Embassy of Belgium	2012/4/27	JPY	10,000.00	1.00	10,000	
Embassy of Belgium	2012/5/31	JPY	1,334,200	1.00	1,334,200	
Embassy of Belgium	2012/11/29	JPY	3,293,700	1.00	3,293,700	
European Commission - DG ECHO	2011/11/18	EUR	9,105,922.00	103.61	943,464,578	943,464,578
Irish Aid, Ireland	2011/4/14	JPY	121,450,000.00	1.00	121,450,000	121,450,000
Japan-America Society of Hawaii	2011/5/23	USD	1,000,000.00	83.08	81,760,000	
Japan-America Society of Hawaii	2011/5/26	JPY	100,000,000.00	1.00	99,950,000	
Japan-America Society of Hawaii	2011/11/1	USD	499,980.00	78.29	39,143,434	245,975,395
Japan-America Society of Hawaii	2012/3/12	USD	199,980.00	82.33	16,464,353	
Japan-America Society of Hawaii	2013/4/22	USD	86,749.58	99.80	8,657,608	
New Zealand Ministry of Finance and Trade	2011/3/25	NZD	1,000,000.00	60.73	60,730,000	60,730,000
State of Kuwait	2012/7/19	USD	2,000,000.00	78.71	157,420,000	157,420,000
Stavros Niarchos Foundation	2011/6/27	USD	250,000.00	80.85	20,212,500	20,212,500
IFRC	2011/9/9	CHF	55,119.40	88.94	4,902,319	4,902,319
IFRC at the UN Inc.	2011/6/29	USD	642,399.37	80.98	52,021,500	
IFRC at the UN Inc.	2011/9/21	USD	1,000,000.00	76.25	76,250,000	
IFRC at the UN Inc.	2011/9/22	USD	957,066.65	76.75	73,454,865	232,932,738
IFRC at the UN Inc.	2012/1/31	USD	212,205.88	76.38	16,208,285	
IFRC at the UN Inc.	2012/4/10	USD	183,283.50	81.83	14,998,088	
Individuals, corporations and other organisations					854,302,995	854,302,995
TOTAL					59,668,630,862	59,668,630,862

Hard Pledge

Organisation Name	Date Received	Currency	Amount Received	Currency Rate	Amt. in JPY 6/28 TTM	JPY
Austrian Red Cross		EUR	63,794.84	128.51	8,198,274	8,198,274
TOTAL					8,198,274	8,198,274

as of July 16, 2013