

# BASIC TIPS TO ORGANISING AND MANAGING DATA IN HUMANITARIAN RESPONSE

Adapted from 50 Humanitarian IM Tips, Created by Simon Johnson,  
British Red Cross



International Federation of Red Cross and Red Crescent Societies  
Fédération internationale des Sociétés de la Croix-Rouge et du Croissant-Rouge  
Federación Internacional de Sociedades de la Cruz Roja y de la Media Luna Roja  
الاتحاد الدولي لجمعيات الصليب الأحمر والهلال الأحمر

DATA PLAYBOOK: SLIDEDECK 3

## USE A SPREADSHEET FOR NUMERICAL DATA

There have been many examples in past humanitarian responses of numerical data being collected in a word processing document when they would be more suited to a spreadsheet.

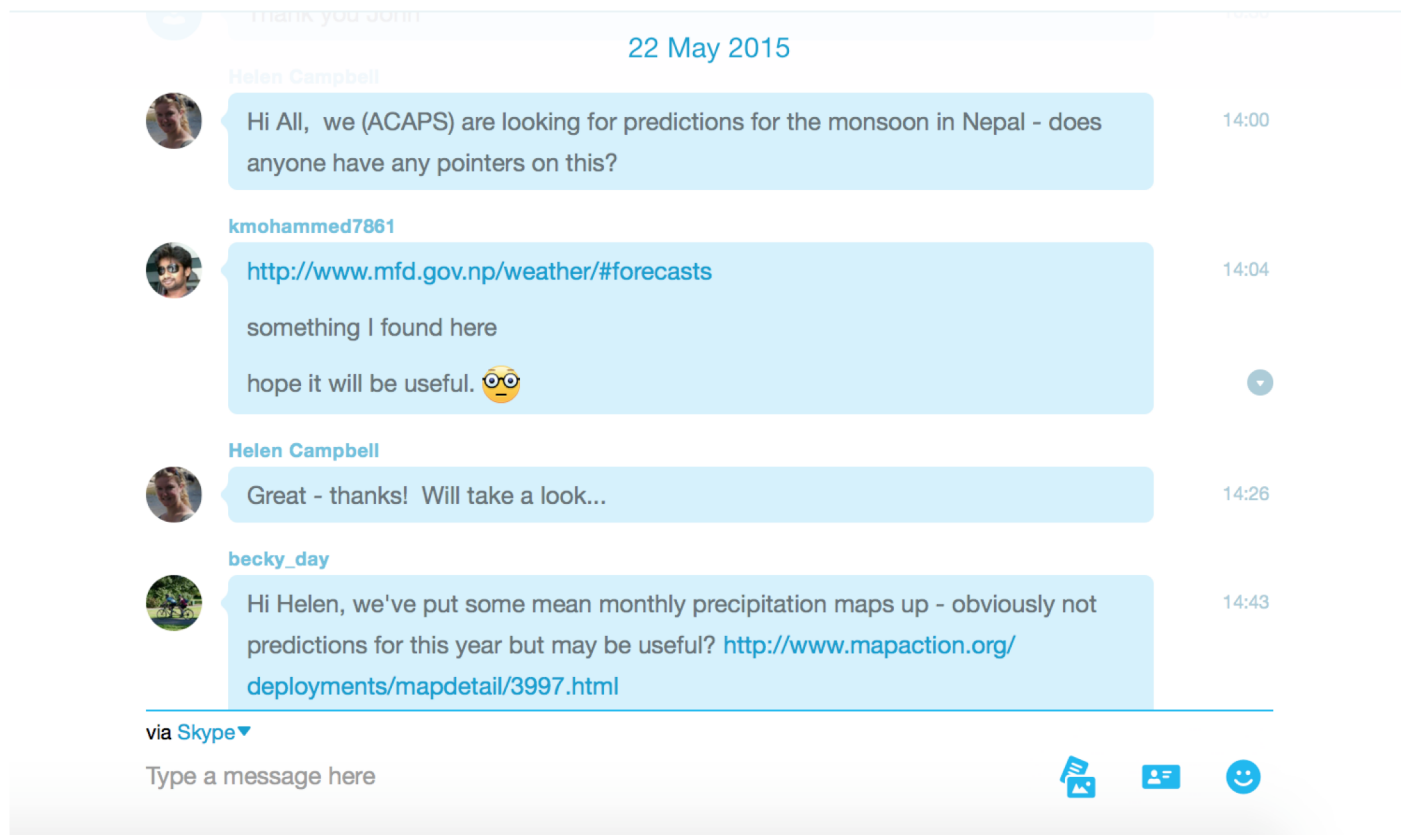
This means simple aggregation, operations and analysis cannot be completed without first importing into a spreadsheet. Word tables may also be formatted in a way that does not copy well to spreadsheet meaning extra work before it can be used for analysis.

Microsoft Excel is the most commonly used, but there are free to use alternatives with slightly less functionality.

- Google Spreadsheets
- Open Office

## CONNECT WITH THE COMMUNITY OF INFORMATION MANAGERS WORKING IN THE AREA

In most instances where humanitarian work is taking place there will be other organisations working on similar projects. By attending local meetings and joining relevant Skype groups you can make contact with other information managers. By sharing knowledge and collaborating on solving problems work can be completed quickly and efficiently.



## SAVE OFTEN

This is a lesson quickly learnt by most through practical experience. Computers can be temperamental things and it can be soul destroying watching your computer crash and losing an hours worth of work. Save the anguish and save often!



## SAVE MULTIPLE VERSIONS

You might regret that big change you made to your work last week. It's best to save multiple versions as you progress so that you can easily revert any changes you have made.



20150706\_recovery\_mapping\_data\_master



20150707\_recovery\_mapping\_data\_master



20150710\_recovery\_mapping\_data\_master




online June 15












# BACK UP YOUR DATA

Data although saved can sometimes be lost. This could be due to a virus, hard disk, user error or tens of other reasons. With the prevalence of cloud services to save files to, work can be saved online for free.

FACT Nepal 2015 • 467 members

SI AB SM SB Hw DJ FZ CW MK  LR DS RD GE +453

 Settings

Name ▲	Modified	Shared with
 2015-05-19_Movement Map INTERNAL.png	19/5/2015 6:20 AM	Paul --
 2015-05-25_Movement Map INTERNAL.png	25/5/2015 5:03 AM	Paul --
 150610_npl_response_3hubs_A3_300dpi.pdf	11/6/2015 5:05 AM	Paul 
 150629_npl_VSAT_locations.pdf	30/6/2015 11:05 AM	Paul --
 ._2015_07_06_Shelter_Distributions_A0-01.png	13/7/2015 5:15 PM	-- 
 2015-05-19_Movement Map INTERNAL.png	13/7/2015 5:15 PM	--

There are a few cloud services providing free accounts for small amount of hosting. These can be used to sync a folder on your computer to be stored remotely. It can also be shared with other users. [Dropbox](#) and [Google](#) both offer free accounts.

# THANK YOU

Simon Johnson,  
British Red Cross,  
[@simon\\_b\\_johnson](https://twitter.com/simon_b_johnson)