


Federation-wide Databank and Reporting System



International Federation of Red Cross and Red Crescent Societies
Fédération internationale des Sociétés de la Croix-Rouge et du Croissant-Rouge
Federación Internacional de Sociedades de la Cruz Roja y de la Media Luna Roja
الاتحاد الدولي لجمعيات الصليب الأحمر والهلال الأحمر

DATA PLAYBOOK: SLIDEDECK 21

Discussion on data collection in general

- What kind of data IFRC is collecting?
- Who is generating data?
- Where is the data being stored?
- Who owns the data?
- Have you already work with / collected data?



What is FDRS?

FDRS is a Constitutional duty (Article 8) voted during the GA in 2007

Strategy 2020 → “A **harmonized approach** to performance tracking allows the Federation-wide aggregation and communication of results from National Societies” (*page 31*)

Main Objectives of FDRS :

- To **promote & bring out the best** of all the NS
- To facilitate **transparent** and **accountable** monitoring and reporting

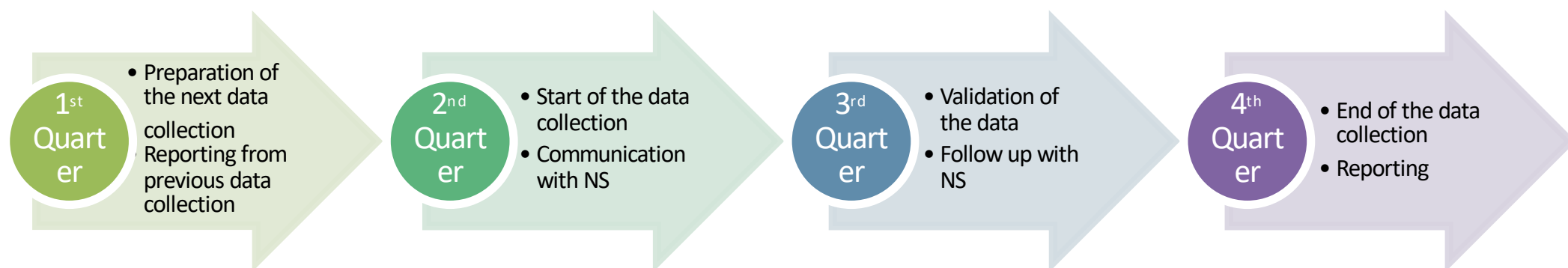
FDRS is a means for demonstrating our credibility, enhancing our reputation for trust and transparency, extending our influence and garnering increased support for all that we do

National Societies are the **owners** of their data

Benefit to report to FDRS

- Understand **our resources, the people we reached** and the **types of services** we provide, where are the gaps
- Prepare and respond efficiently to people's needs
- **Improve data sharing** within the national society and promote better **cooperation/learning** between different national societies and branches
- **Enhance transparency and accountability**
- Understand what has happened in the past, the present and plan for the future

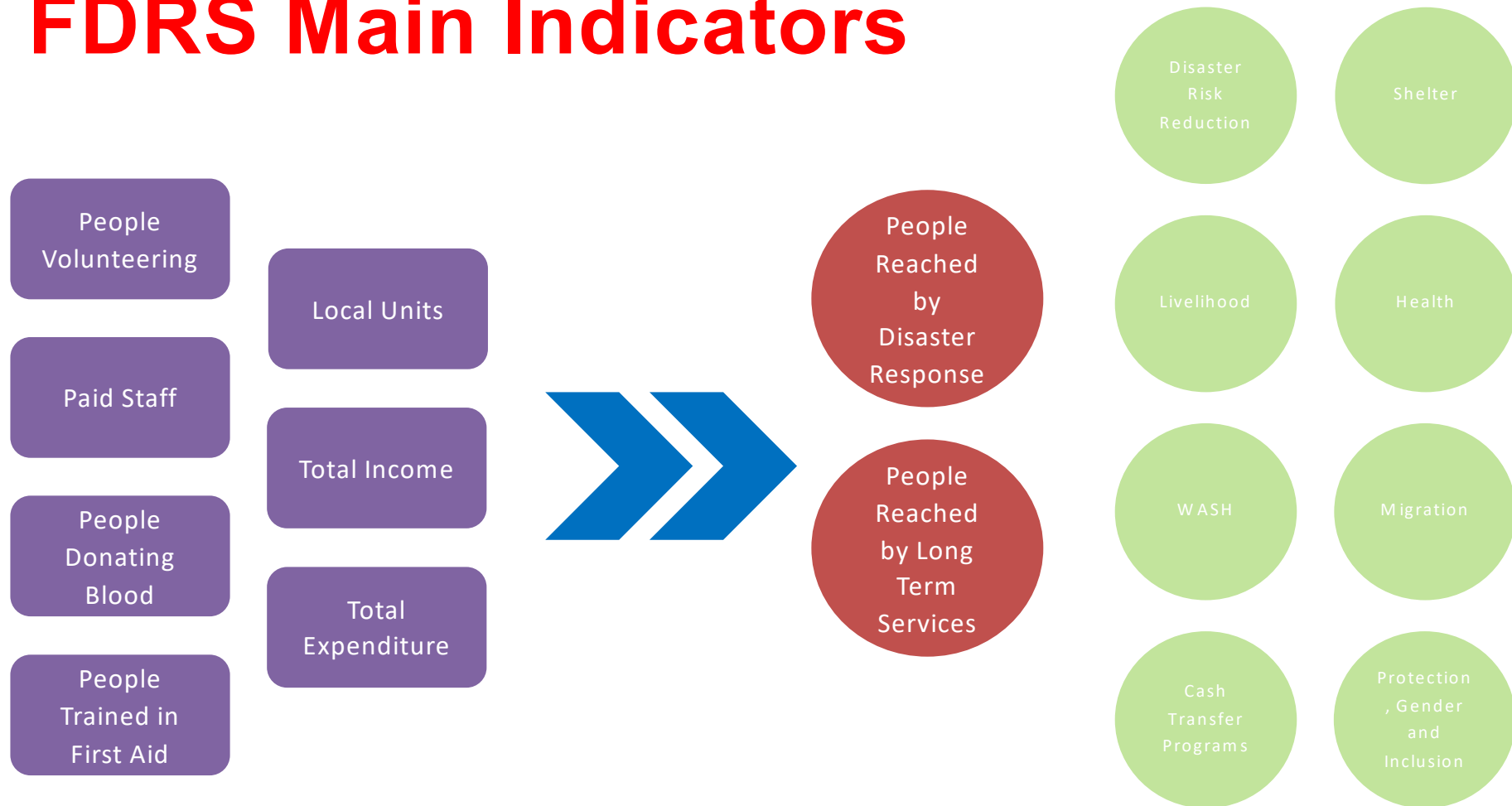
Timeline of a data collection exercise



➤ Data collection starts with one year lag
e.g. 2017 data is collected in 2018



FDRS Main Indicators



FDRS Additional Indicators

➤ Sex and Age Disaggregated

data:

- People volunteering
- Paid staff
- People donating blood
- People trained for first aid
- People reached **directly**

➤ People reached indirectly

➤ Introduction to disability disaggregation:

- Is your National Society capturing disaggregated data based on disability for this indicator, i.e. the number of persons with disabilities?
- If answered yes, is your disability disaggregated data in accordance to the Washington Group questions?

FDRS Additional Indicators

➤ Sources of income

- Home government
- Foreign government
- Individuals
- Corporations
- Foundations
- UN agencies and other multilateral agencies

➤ Sources of income

- Pooled funds
- Service income
- Income generating activities
- Other National Societies
- IFRC
- ICRC
- Other

➤ Support network between NSs

- From which NS have you received any support?
- To which NS have provided any support?

FDRS Indicators – main changes

➤ Major changes:

- Harmonization of the age brackets with the Sphere Project's standards for humanitarian services

The Sphere Project age disaggregation for humanitarian services

0-5		6-12		13-17		18-29		30-39		40-49		50-59		60-69		70-79		80+	
F	M	F	M	F	M	F	M	F	M	F	M	F	M	F	M	F	M	F	M

➤ New indicators:

- Governing Board composition
- Gender disaggregation of President and SG
- Inclusion of the 2 disability questions

FDRS Key Documents

➤Annual Report

Accountability and transparency document that every national society would either make available via circulation or publish online. It should reflect the activities and achievements of the National Societies for a reporting period

➤Audited Financial Statement:

Provides a complete National Society's financial information for the fiscal year. It should contain a balance sheet, income statement, cash flow and accounts & auditors report. It should be externally audited by an independent certified public accountant

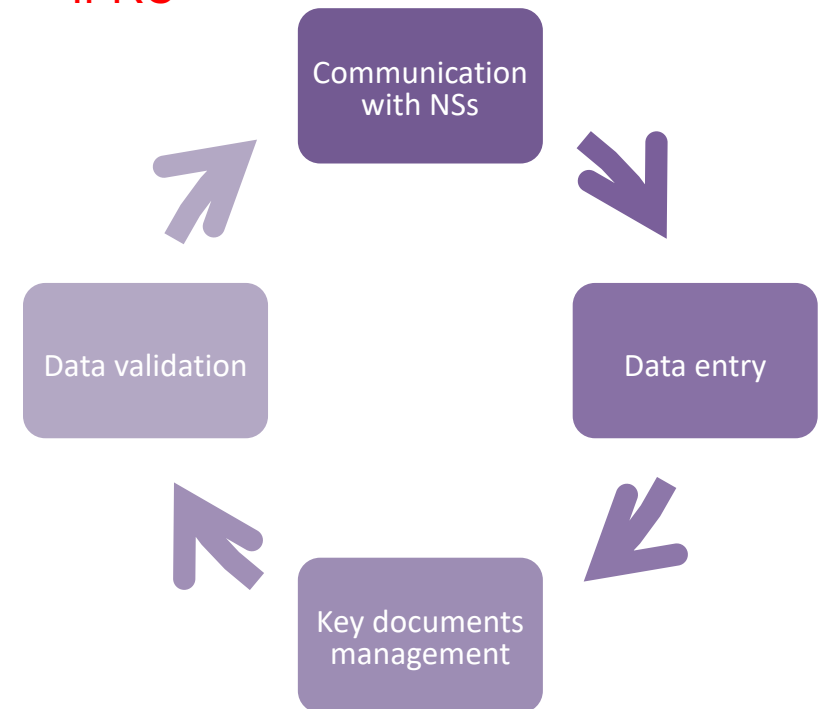
➤Strategic Plan

A systematic process of envisioning a desired future, and translating this vision into broadly defined goals or objectives and a sequence of steps to achieve them. There is a document "Strategic planning guidelines for National Societies - Developing and implementing a Strategic Plan in a National Society" on request

Validation process

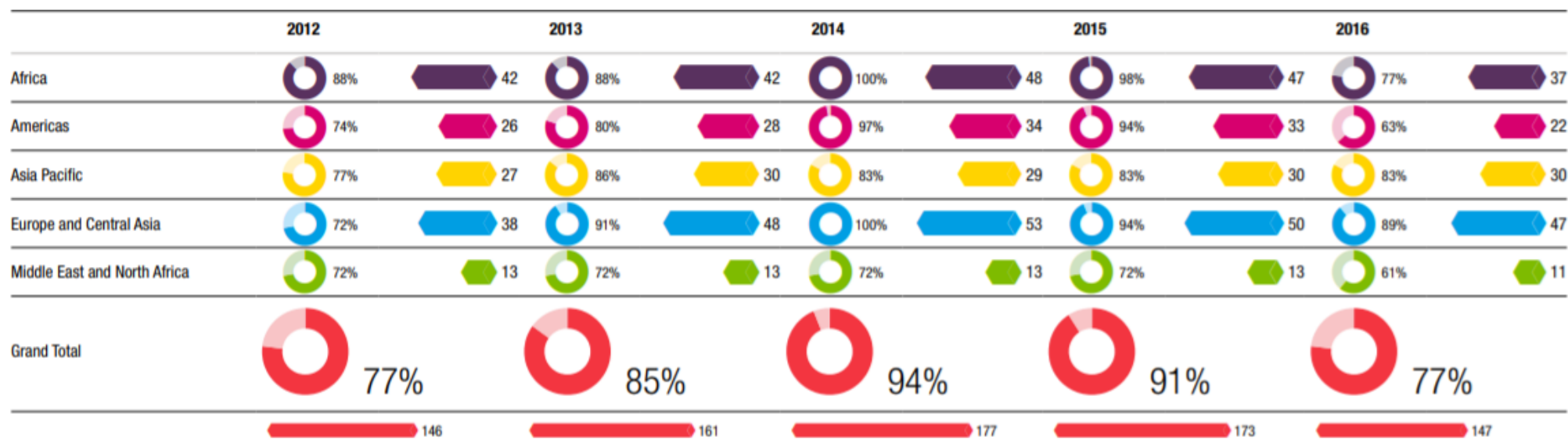
Ongoing process throughout the data collection by communicating with National Societies and IFRC Regional/Country Offices

- Consistency of the **time trends** → asking for justification when big changes
- **Triangulation** of the data with other sources of information like Annual Report, Financial Statement, NSs' website, GO platform → asking for **justification** when there is an inconsistency between the sources
- Missing data → try to find the numbers with other sources and **validate** the number with the NS



HOW COMPLETE IS THE DATA OVERALL?

Table 5: Numbers of National Societies supplying all main indicators to the FDRS, by Region, with percentages



Everyone Counts Report, 2018



International Federation of Red Cross and Red Crescent Societies
Fédération internationale des Sociétés de la Croix-Rouge et du Croissant-Rouge
Federación Internacional de Sociedades de la Cruz Roja y de la Media Luna Roja
الاتحاد الدولي لجمعيات الصليب الأحمر والهلال الأحمر

DATA PLAYBOOK: SLIDEDECK 21

Reporting to FDRS – disaggregated data

In 2016



80 per cent of National Societies provide at least some sex-disaggregated data.



56%



2016 was the first year in which National Societies were asked to provide age-disaggregated data, and already more than half have done so.

Everyone Counts Report, 2018



International Federation of Red Cross and Red Crescent Societies
Fédération internationale des Sociétés de la Croix-Rouge et du Croissant-Rouge
Federación Internacional de Sociedades de la Cruz Roja y de la Media Luna Roja
الاتحاد الدولي لجمعيات الصليب الأحمر والهلال الأحمر

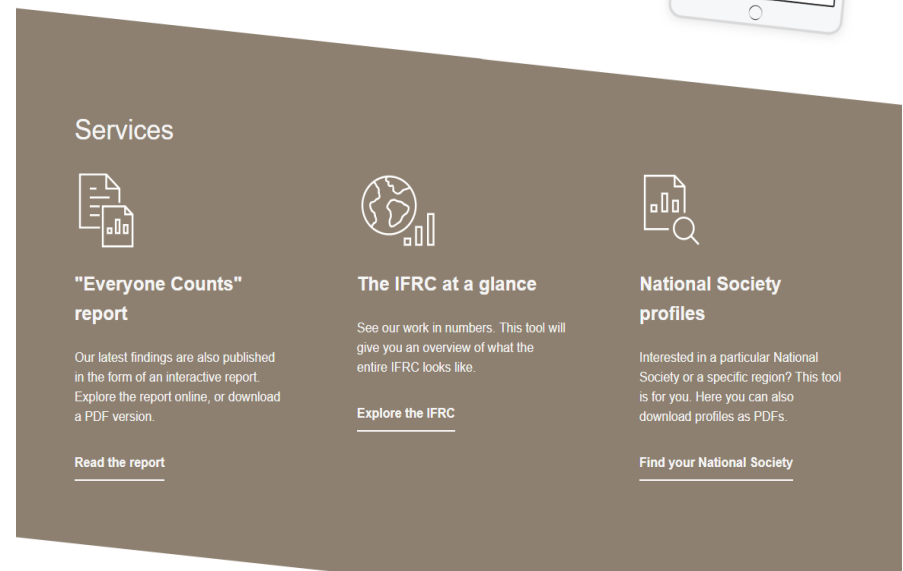
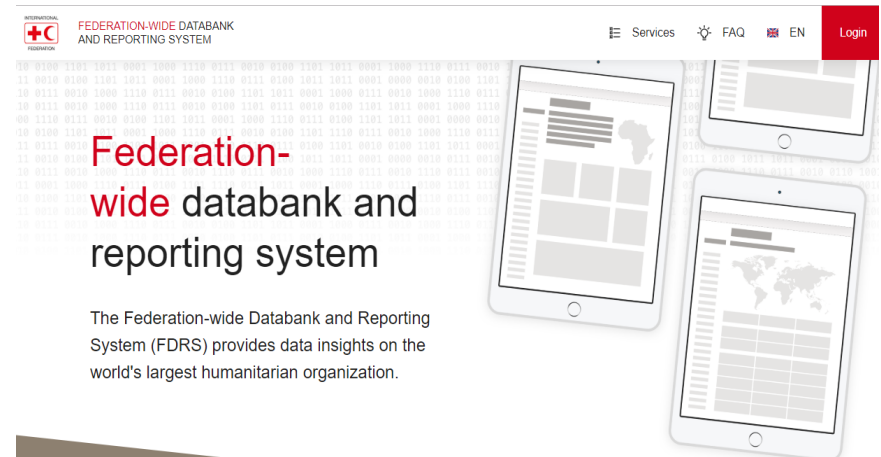
DATA PLAYBOOK: SLIDEDECK 21

Where to find FDRS data

- **FDRS Website:** <http://data.ifrc.org/fdrs/>
- Download the complete dataset:
<http://data.ifrc.org/fdrs/data-download>



International Federation of Red Cross and Red Crescent Societies
Fédération internationale des Sociétés de la Croix-Rouge et du Croissant-Rouge
Federación Internacional de Sociedades de la Cruz Roja y de la Media Luna Roja
الاتحاد الدولي لجمعيات الصليب الأحمر والهلال الأحمر

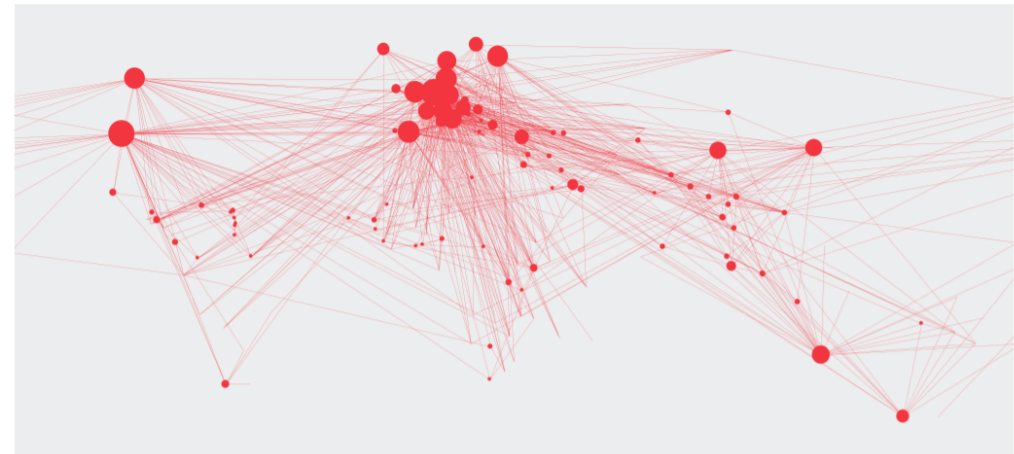


Where to find FDRS data

- Regional and Federation-wide reports and dashboards

- Everyone Counts 2018


<http://data.ifrc.org/fdrs/report>



Everyone Counts

March 2018 issue

www.ifrc.org
Saving lives, changing minds.

 International Federation
of Red Cross and Red Crescent Societies

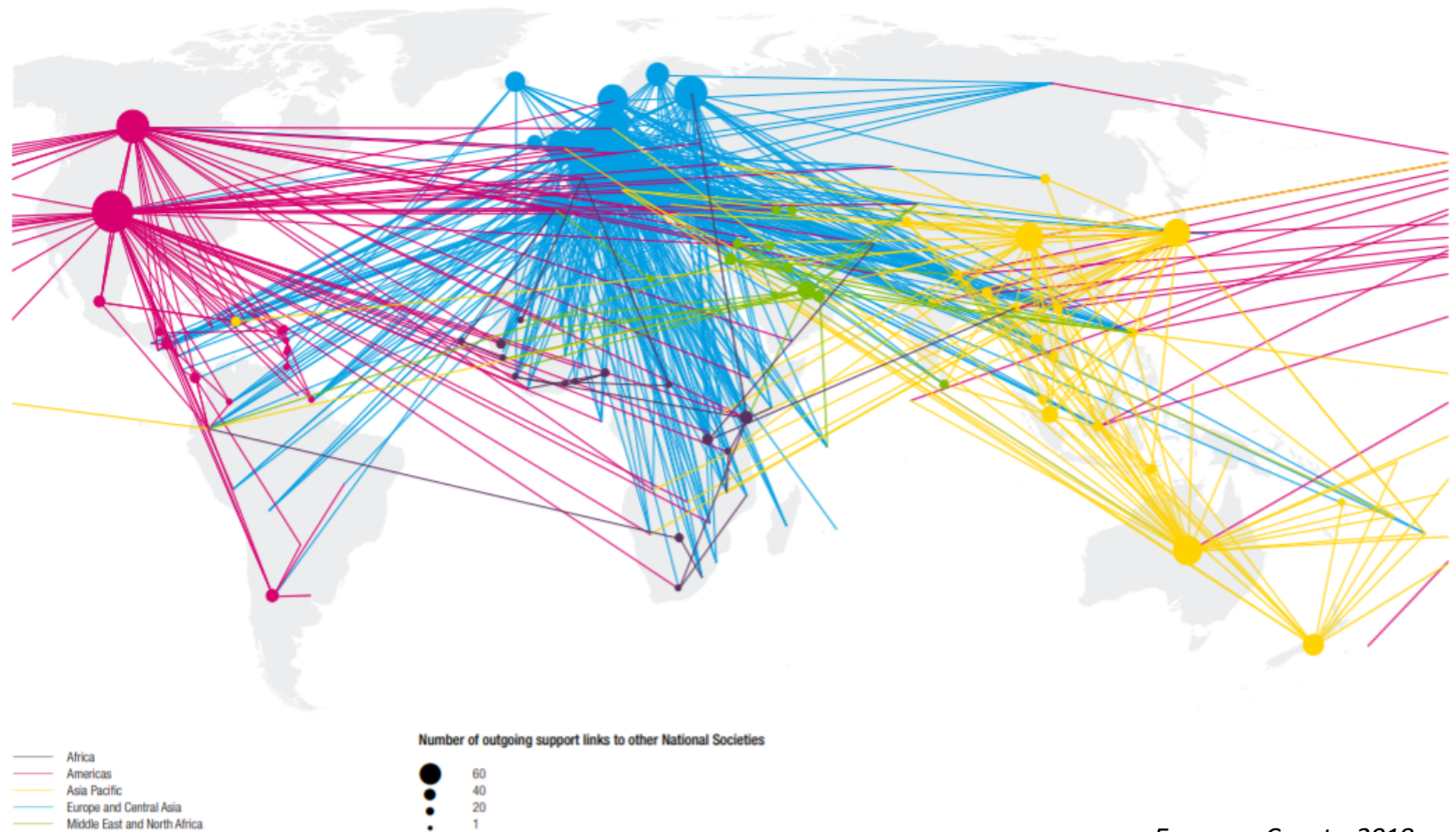
Q&A

Any question, comments?



International Federation of Red Cross and Red Crescent Societies
Fédération internationale des Sociétés de la Croix-Rouge et du Croissant-Rouge
Federación Internacional de Sociedades de la Cruz Roja y de la Media Luna Roja
الاتحاد الدولي لجمعيات الصليب الأحمر والهلال الأحمر

Figure 24: Support links in 2016 between National Societies



Everyone Counts, 2018

**Thank
you!**

Do not hesitate to
stay in touch:
fdrs@ifrc.org



International Federation of Red Cross and Red Crescent Societies
Fédération internationale des Sociétés de la Croix-Rouge et du Croissant-Rouge
Federación Internacional de Sociedades de la Cruz Roja y de la Media Luna Roja
الاتحاد الدولي لجمعيات الصليب الأحمر والهلال الأحمر

DATA PLAYBOOK: SLIDEDeck 21